

HONDA

Motortype	ccm	Description	Cylinder dia.	Page
D13B	1343	Petrol SOHC 16V	75,00	5
EW	1488	Petrol SOHC 12V	74,00	6
D15B	1493	Petrol SOHC 12V	75,00	7
D15Z	1493	Petrol SOHC 12V	75,00	8
ZC	1590	Petrol SOHC 16V	75,00	9
D16A	1590	Petrol SOHC 16V	75,00	10
B16A	1595	Petrol DOHC 16V	81,00	11
F18A2	1829	Petrol SOHC 16V	85,00	12
A20A1/2	1955	Petrol SOHC 12V	82,70	13
A20A3/4	1955	Petrol SOHC 12V	82,70	14
B20A2-7	1958	Petrol DOHC 16V	81,00	15
F20A	1997	Petrol SOHC 16V	85,00	16
F20B	1997	Petrol SOHC 16V	85,00	17
F22A	2156	Petrol SOHC 16V	85,00	18
H23	2259	Petrol DOHC 16V	87,00	19
C25A	2493	Petrol SOHC 24V	84,00	20
C27A	2675	Petrol SOHC 24V	87,00	21

ISUZU / OPEL

Motortype	ccm	Description	Cylinder dia.	Page
4EC1T	1488	Diesel Turbo	76,00	23
4EE1T	1686	Diesel Turbo	79,00	24
4ZC1	1994	Petrol	88,00	25
4FC1	1995	Diesel	84,00	26
4FD1	2189	Diesel	88,00	27
C223	2238	Diesel	88,00	28
C223-T	2238	Diesel Turbo	88,00	30
4ZD1	2254	Petrol	89,30	31
C240	2369	Diesel	86,00	32
4ZE1	2559	Petrol	92,60	34
4JB1	2771	Diesel	93,00	35
4JB1T	2771	Diesel Turbo	93,00	37
4JG2TC	3059	Diesel Turbo	95,40	39
6VD1	3165	Petrol SOHC V6	93,40	40

MAZDA

Motortype	ccm	Description	Cylinder dia.	Page
B6	1597	Petrol 8V	78,00	41
B6	1597	Petrol SOHC 16V	78,00	42
B6	1597	Petrol DOHC 16V	78,00	43
PN	1720	Diesel	78,00	44
BP	1839	Petrol SOHC 16V	83,00	45
BP	1839	Petrol DOHC 16V	83,00	46
BP	1839	Petrol DOHC 16V Turbocharged	83,00	47
FS	1991	Petrol DOHC 16V	83,00	48
RF	1998	Diesel	86,00	49
FE	1998	Petrol 8V	86,00	51
R2	2184	Diesel	86,00	52
F2	2184	Petrol 8V	86,00	54
F2	2184	Petrol SOHC 12V	86,00	55
HA	2977	Diesel	95,00	56

mitsubishi

Motortype	ccm	Description	Cylinder dia.	Page
4G36	1238	Petrol	73,00	57
4G33	1439	Petrol	73,00	58
4G15	1468	Petrol SOHC 12V	75,50	59
4G32	1597	Petrol	76,90	60
4G92	1597	Petrol DOHC 16V	81,00	61
4G37	1755	Petrol	80,60	62
4D65	1795	Diesel	80,60	63
4D65T	1795	Diesel Turbo	80,60	64
4G93	1834	Petrol DOHC/SOHC 16V	81,00	66
4G63	1997	Petrol 8V	85,00	67
4G63	1997	Petrol SOHC 16V	85,00	69
4G63	1997	Petrol DOHC 16V	85,00	71
4D68	1998	Diesel	82,70	73
4D68T	1998	Diesel Turbo	82,70	74
4D55	2346	Diesel	91,10	76
4D55T	2346	Diesel Turbo	91,10	78
4D56	2476	Diesel	91,10	80
4D56T	2476	Diesel Turbo	91,10	82
4G54	2555	Petrol	91,10	85
4M40	2835	Diesel Turbo	95,00	87
6G72	2972	Petrol 12V	91,10	89
6G72	2972	Petrol 24V	91,10	91
6G74	3497	Petrol 24V	93,00	92

NISSAN

Motortype	ccm	Description	Cylinder dia.	Page
E10	988	Petrol	73,00	93
E13	1270	Petrol	76,00	94
GA14S	1392	Petrol SOHC 12V	73,60	95
GA14DS	1392	Petrol DOHC 16V Electronic Carburetor	73,60	96
GA14DE	1392	Petrol DOHC 16V Multipoint Injection	73,60	97
E15	1487	Petrol	76,00	98
GA15S	1497	Petrol SOHC 12V	73,60	99
GA15E	1497	Petrol SOHC 12V Injection	73,60	100
GA16DS	1597	Petrol DOHC 16V Electronic Carburetor	76,00	101
GA16DE	1597	Petrol DOHC 16V Multipoint Injection	76,00	102
E16	1597	Petrol	76,00	103
CD17	1680	Diesel	80,00	104
CA18	1809	Petrol SOHC 8V	83,00	106
CA18DE	1809	Petrol DOHC 16V	83,00	107
Z20	1952	Petrol	85,00	108
LD20	1952	Diesel	85,00	109
LD20II	1952	Diesel	85,00	110
CA20E/S	1973	Petrol	84,50	112
CD20	1974	Diesel	84,50	113
SR20DI	1998	Petrol	86,00	114
SR20DE	1998	Petrol DOHC 16V	86,00	115
TD23	2289	Diesel	89,00	116
KA24E	2389	Petrol SOHC 12V	89,00	117
Z24	2389	Petrol SOHC 12V	89,00	118
TD25	2494	Diesel	92,90	119
TD27	2663	Diesel	96,00	120
TD27T	2663	Diesel Turbo	96,00	121
LD28	2792	Diesel	84,50	123
RD28T	2826	Diesel Turbo	85,00	124
VG30E	2960	Petrol SOHC Injection	87,00	125
SD33T	3246	Diesel Turbo	83,00	126
TD42	4169	Diesel	96,00	127
TD42T	4169	Diesel Turbo	96,00	128

TOYOTA

Motor type	ccm	Description	Cylinder dia.	Page
1E	999	Petrol SOHC 12V	70,50	131
2E	1295	Petrol SOHC 12V	73,00	132
2A/2A-U	1295	Petrol	76,00	133
4E-FE	1331	Petrol SOHC 16V	74,00	134
3A-C/U/UL	1452	Petrol	77,50	135
3E	1456	Petrol SOHC 12V	73,00	136
5AF	1498	Petrol DOHC 16V	78,70	137
4AF	1587	Petrol DOHC 16V	81,00	138
4AFE	1587	Petrol DOHC 16V	81,00	140
4AGE	1587	Petrol DOHC 16V	81,00	142
4AGEU	1587	Petrol DOHC 16V	81,00	143
7AFE	1762	Petrol DOHC 16V	81,00	144
1S	1832	Petrol	80,50	145
1C	1839	Diesel	83,00	146
1CT	1839	Diesel Turbo	83,00	148
2C	1974	Diesel	86,00	150
2CT	1974	Diesel Turbo	86,00	152
2S	1995	Petrol	84,00	154
3SFE	1998	Petrol DOHC 16V	86,00	155
3SGE	1998	Petrol DOHC 16V	86,00	157
5SFE	2164	Petrol DOHC 16V	87,00	158
3C	2184	Diesel	86,00	160
3CT	2184	Diesel Turbo	86,00	162
L	2188	Diesel	90,00	164
2RZ	2438	Petrol	95,00	166
2TZFE	2438	Petrol DOHC 16V	95,00	167
2L	2446	Diesel	92,00	168
2LT	2446	Diesel Turbo	92,00	170
2LII	2446	Diesel	92,00	172
2LTII	2446	Diesel Turbo	92,00	174
2J	2481	Diesel	88,00	176
3L	2779	Diesel	96,00	177
1Z	2953	Diesel	96,00	179
7MGE	2954	Petrol DOHC 24V	83,00	180
3VZE	2958	Petrol DOHC	87,50	181
3VZFE	2958	Petrol DOHC 24V Injection	87,50	182
B	2977	Diesel	95,00	183
1KZ/TE	2982	Diesel/Turbo	96,00	185
2B	3168	Diesel	98,00	186
3B	3431	Diesel	102,00	187
2H	3980	Diesel	91,00	189
12H-T	3980	Diesel Turbo	91,00	191
1HZ	4164	Diesel	94,00	192
1HDT	4164	Diesel Turbo	94,00	193
1HDFT	4164	Diesel Turbo 24V	94,00	194

SPANROLLEN / TENSION ROLLERS

Page

HONDA	197
ISUZU / OPEL	199
MAZDA	200
MITSUBISHI	202
NISSAN	205
TOYOTA	207
BILDES / PICTURES	210

WASSERPUMPEN / WATER PUMPS

Page

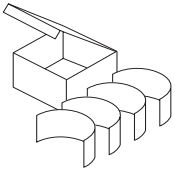
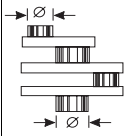
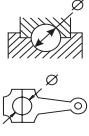
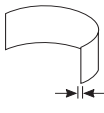

HONDA	215
ISUZU / OPEL	216
MAZDA	217
MITSUBISHI	218
NISSAN	219
TOYOTA	220
BILDES / PICTURES	222

	DEUTSCH	ENGLISH	РУССКИЙ
BC	Nockenwellenlager	Camshaft bearing	Вкладыши распредвала
BE	Pleuellager	Connecting rod bearing	Вкладыши шатунные
CH	Deckel Nockenwellen Lager	Camshaft holder	Крышки распредвала
CL	Zylinder buchse	Cylinder liner	Гильза
CS	Nockenwelle	Camshaft	Распредвал
FS	Vollsatz	Full set	Комплект прокладок
HG	Zylinderkopfdichtung	Cylinder head gasket	Прокладка головки блока
HS	Kopfsatz	Cyl.head gasket set	Верхний комплект прокладок
LT	Mechanische Stossel	Valve tappet	Механический толкатель
MS	Hauptlager	Main bearing	Вкладыши коренные
OS	Simmering / wellendichtung	Oil seal	Сальник
PB	Pleuelbuchse	Conrod bush	Втулки верхней головки шатуна
PN	Kolben	Piston	Поршень
RA	Kipphebel	Rocker arm	Коромысло
RR	Kipphebelwelle/Achse	Rocker shaft	Ось коромысел
RS	Kolbenringsatze	Piston ring sets	Кольца поршневые
TC	Steuerkette	Timing chain	Цепь ГРМ
TR	Spannrolle	Tension roller	Ролик натяжной
	Führungsrolle	Guide roller	Ролик обкатной
TW	Anlaufscheibe	Thrust washer	Упорные полукольца
VE	Ventil ex	Valve ex	Клапан выпускной
VG	Ventilefuehrung	Valve guide	Втулка клапана
VI	Ventil in	Valve in	Клапан впускной
VS	Ventilschaftdichtung	Valve stem seal	Сальник клапана
WP	Wasserpumpe	Water pump	Водяная помпа

HONDA
75,00x76,00
Petrol

D13B
1343cc 4 cyl. **SOHC 16V**

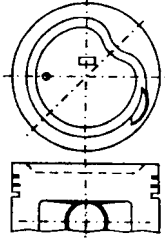
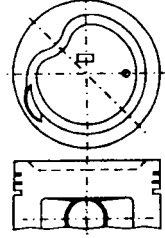
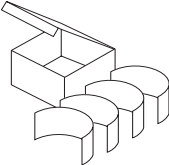
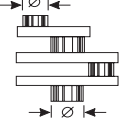
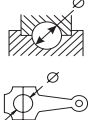

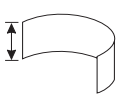
1987-- **CRX 1500 EF 16V**
1987-- **Civic 1500 EF 16V**
1991-- **Concerto 1500GSi 16V**

RING-SET RINGSATZ	RS-35040	STD	1,2x1,5x4,0					
BEARING-SETS LAGERSATZE			Position	Shaft Dia Max. 	Housing Bore Min. 	Wall Thickness Max. 	Length Max. 	Note
MAINSET HAUPTLAGER	MS-35010 MS-35011 MS-35012	STD 0,25 0,50	1-5	45,000	49,000	2,001	20,00	
BIG-END PLEUELLAGER	BE-35030 BE-35031 BE-35032 BE-35033	STD 0,25 0,50 0,75	1-4	40,000	43,000	1,504	18,50	
FULL-SET MOTORDICHTSATZ	FS-35040		HEAD GASKET INCLUDED					
HEAD-GASKET KOPFDICHTUNG	HG-35040							
VALVES VENTILE	VI-35002	IN	29x5,5x115,1					
	VE-35002	EX	25x5,5x118,8					

HONDA
74,00x86,50
Petrol

EW
1488cc 4 cyl. **SOHC 12V**

1984-- **Ballade 1500 12V**
1983--87 **Civic CRX 1500**
1986--87 **Integra 1500**
1983--87 **Shuttle 1500**

PISTONS KOLBEN				LENGTH LANGE	COMP.DIST KH	PIN BOLZEN	RINGS RINGE	
RIGHT RECHTS	PN-35040R PN-35041R PN-35042R	STD 0,50 1,00		59,7	29,7 -4,6	19,0x56,0	1,2 1,2 2,8	
LEFT LINKS	PN-35040L PN-35041L PN-35042L	STD 0,50 1,00		59,7	29,7 -4,6	19,0x56,0	1,2 1,2 2,8	
RING-SET RINGSATZ	RS-35060 RS-35061	STD 0,50	1,2x1,2x2,8					
BEARING-SETS LAGERSATZ			Position	Shaft Dia Max. 	Housing Bore Min. 	Wall Thickness Max. 	Length Max. 	Note
MAINSET HAUPTLAGER	MS-35040 MS-35041 MS-35042	STD 0,25 0,50	1-5	50,000	54,000	2,006	20,00	
BIG-END PLEUELLAGER	BE-35020 BE-35021 BE-35022 BE-35023	STD 0,25 0,50 0,75	1-4	42,000	45,000	1,504	18,50	
FULL-SET MOTORDICHTSATZ	FS-35050		HEAD GASKET INCLUDED					
HEAD-GASKET KOPFDICHTUNG	HG-35050							
VALVES VENTILE	VI-35003	IN (x8)	27x6,6x112,8					
	VE-35003	EX (x4)	32x6,6x114					

HONDA
75,00x84,50
Petrol

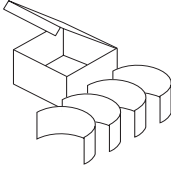
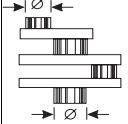
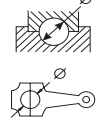
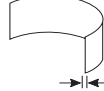
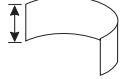
D15B
1493cc

4 cyl. **SOHC 16V Carb./Injection**

HONDA

1987--
1987--
1991--

CRX 1500 EF 16V
Civic 1500 EF 16V
Concerto 1500GSi 16V

RING-SET RINGSATZ	RS-35040	STD	1,2x1,5x4,0					
BEARING-SETS LAGERSATZE			Position	Shaft Dia Max. 	Housing Bore Min. 	Wall Thickness Max. 	Length Max. 	Note
MAINSET HAUPTLAGER	MS-35010 MS-35011 MS-35012	STD 0,25 0,50	1-5	45,000	49,000	2,001	20,00	
BIG-END PLEUELLAGER	BE-35010 BE-35011 BE-35012 BE-35013	STD 0,25 0,50 0,75	1-4	45,000	48,000	1,504	18,50	
FULL-SET MOTORDICHTSATZ	FS-35040		HEAD GASKET INCLUDED					
HEAD-GASKET KOPFDICHTUNG	HG-35040							
VALVES VENTILE	VI-35002	IN	29x5,5x115,1					
	VE-35002	EX	25x5,5x118,8					

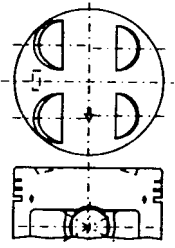
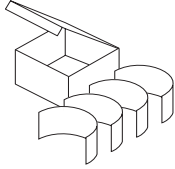
HONDA
75,00x84,50
Petrol

D15Z
1493cc

4 cyl. **SOHC 16V VTEC MPI**

1994--
1992--

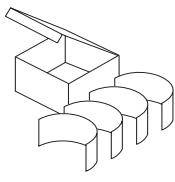
Civic 1500 VE
Civic 1500 VEI

PISTONS KOLBEN				LENGTH LANGE	COMP.DIST KH	PIN BOLZEN	RINGS RINGE	
	PN-35030 PN-35031 PN-35032	STD 0,50 1,00		60,0	30,0 -3,5	19,0x56,0	1,2 1,5 2,8	
RING-SET RINGSATZ	RS-35030 RS-35031	STD 0,50	1,2x1,5x2,8					
BEARING-SETS LAGERSATZE			Position	Shaft Dia Max.	Housing Bore Min.	Wall Thickness Max.	Length Max.	Note
MAINSET HAUPTLAGER	MS-35010 MS-35011 MS-35012	STD 0,25 0,50	1-5	45,000	49,000	2,001	20,00	
BIG-END PLEUELLAGER	BE-35010 BE-35011 BE-35012 BE-35013	STD 0,25 0,50 0,75	1-4	45,000	48,000	1,504	18,50	
FULL-SET MOTORDICHTSATZ	FS-35030		STEEL HEAD GASKET INCLUDED					
HEAD-GASKET KOPFDICHTUNG	HG-35030		STEEL					
VALVES VENTILE	VI-35004	IN	30x5,5x118,5					
	VE-35004	EX	26x5,5x116					

HONDA
75,00x90,00
Petrol

ZC
1590cc 4 cyl. **SOHC 16V**

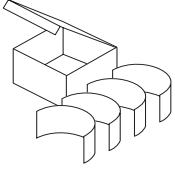
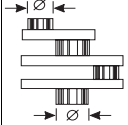
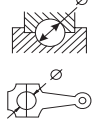
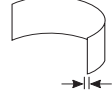
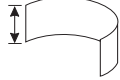
10/84--08/89 **CRX 1600**
10/84--87 **Civic 1600(AT100/AU100)**
07/87-- **Civic 1600(EF3/EF5)**
1988-- **Concerto 1600(MA2/MA3)**
04/89-- **Integra 1600(DA5/7)**

BEARING-SETS LAGERSATZE			Position	Shaft Dia Max.	Housing Bore Min.	Wall Thickness Max.	Length Max.	Note
MAINSET HAUPTLAGER	MS-35030 MS-35031 MS-35032	STD 0,25 0,50	1-5	55,000	59,000	2,007	20,00	
BIG-END PLEUELLAGER	BE-35010 BE-35011 BE-35012 BE-35013	STD 0,25 0,50 0,75	1-4	45,000	48,000	1,504	18,50	
FULL-SET MOTORDICHTSATZ	FS-35100		HEAD GASKET INCLUDED 1986--87					
FULL-SET MOTORDICHTSATZ	FS-35110		HEAD GASKET INCLUDED 1988--					
HEAD-GASKET KOPFDICHTUNG	HG-35100		1986--87					
HEAD-GASKET KOPFDICHTUNG	HG-35110		1988--					
VALVES VENTILE	VI-35002	IN	29x5,5x115,1					
	VE-35002	EX	25x5,5x118,8					

HONDA
75,00x90,00
Petrol

D16A
1590cc 4 cyl. **SOHC 16V Injection**

1992-- **Ballade 1600**
--1991 **Civic 1600i 16V**
--1987 **Civic CRX 1600i 16v**
--1991 **Concerto 1600 Exi**
--1994 **Concerto 1600i 16V**

RING-SET RINGSATZ	RS-35050	STD	1,2x1,5x2,8					
BEARING-SETS LAGERSATZE			Position	Shaft Dia Max. 	Housing Bore Min. 	Wall Thickness Max. 	Length Max. 	Note
MAINSET HAUPTLAGER	MS-35030 MS-35031 MS-35032	STD 0,25 0,50	1-5	55,000	59,000	2,007	20,00	
BIG-END PLEUELLAGER	BE-35010 BE-35011 BE-35012 BE-35013	STD 0,25 0,50 0,75	1-4	45,000	48,000	1,504	18,50	
VALVES VENTILE	VI-35002	IN	29x5,5x115,1					
	VE-35002	EX	25x5,5x118,8					

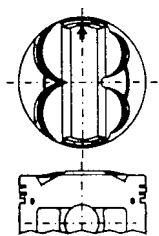
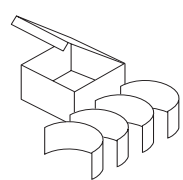
HONDA
81,00x77,40
Petrol

B16A
1595cc

4 cyl. **DOHC 16V**

1990--92
1992--
1991--

CRX 1600 VTEC
CRX 1600 VTI
Civic 1600 VTI

PISTONS KOLBEN				LENGTH LANGE	COMP.DIST KH	PIN BOLZEN	RINGS RINGE	
	PN-35020 PN-35021 PN-35022	STD 0,50 1,00			62,6	30,0 +2,6	21,0x56,0 1,0 1,2 2,8	
RING-SET RINGSATZ	RS-35020 RS-35021	STD 0,50	1,0x1,2x2,8					
BEARING-SETS LAGERSATZE			Position	Shaft Dia Max.	Housing Bore Min.	Wall Thickness Max.	Length Max.	Note
MAINSET HAUPTLAGER		MS-35000 MS-35001 MS-35002 MS-35003	STD 0,25 0,50 0,75	1-5	55,000	59,000	1,995	20,00
BIG-END PLEUELLAGER	BE-35000 BE-35001 BE-35002 BE-35003	STD 0,25 0,50 0,75	1-4	45,000	48,000	1,498	19,50	
FULL-SET MOTORDICHTSATZ	FS-35020		STEEL HEAD GASKET INCLUDED					
HEAD-GASKET KOPFDICHTUNG	HG-35020		STEEL					

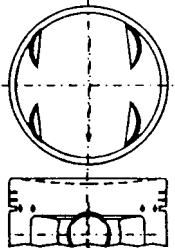
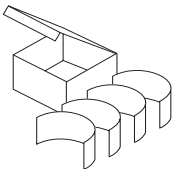
HONDA
85,00x81,50
Petrol

F18A2
1829cc

4 cyl. **SOHC 16V**

1989--1998

Accord 1800 16V

PISTONS KOLBEN				LENGTH LANGE	COMP.DIST KH	PIN BOLZEN	RINGS RINGE	
	PN-35100 PN-35101 PN-35102	STD 0,50 1,00		65,2	30,7 -2,7	22,0x57,0	1,2 1,2 2,8	
RING-SET RINGSATZ	RS-35000 RS-35001	STD 0,50	1,2x1,2x2,8					
BEARING-SETS LAGERSATZE			Position	Shaft Dia Max.	Housing Bore Min.	Wall Thickness Max.	Length Max.	Note
MAINSET HAUPTLAGER	MS-35050 MS-35051 MS-35052 MS-35053	STD 0,25 0,50 0,75	1-5	50,000	54,000	2,004	20,00	
BIG-END PLEUELLAGER	BE-35050 BE-35051 BE-35052 BE-35053	STD 0,25 0,50 0,75	1-4	48,000	51,000	1,498	19,40	
FULL-SET MOTORDICHTSATZ	FS-35080		STEEL HEAD GASKET INCLUDED					
HEAD-GASKET KOPFDICHTUNG	HG-35080		STEEL					
VALVES VENTILE	VI-35006	IN	34x5,5x112,2					
	VE-35006	EX	29,1x5,5x123,5					

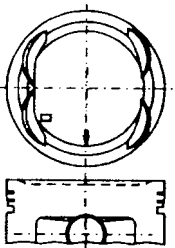
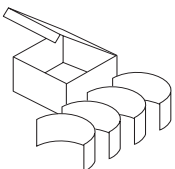
HONDA
82,70x91,00
Petrol

A20A1,A20A2
1955cc

4 cyl. **SOHC 12V**

1985-89
1985-89
1985-89

Accord 2000
Prelude 2000
Vigor 2000

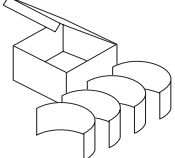
PISTONS KOLBEN					LENGTH LANGE	COMP.DIST KH	PIN BOLZEN	RINGS RINGE
	PN-35050 PN-35051 PN-35052	STD 0,50 1,00			65,3	29,8 -2,4	20,0x62,0	1,5 1,5 4,0
RING-SET RINGSATZ	RS-35070 RS-35071	STD 0,50	1,5x1,5x4,0					
BEARING-SETS LAGERSATZE			Position	Shaft Dia Max.	Housing Bore Min.	Wall Thickness Max.	Length Max.	Note
MAINSET HAUPTLAGER		MS-35050 MS-35051 MS-35052 MS-35053	STD 0,25 0,50 0,75	1-5	50,000	54,000	2,004	20,00
BIG-END PLEUELLAGER	BE-35040 BE-35041 BE-35042 BE-35043	STD 0,25 0,50 0,75	1-4	45,000	48,000	1,504	19,50	
FULL-SET MOTORDICHTSATZ	FS-35060		HEAD GASKET INCLUDED					
HEAD-GASKET KOPFDICHTUNG	HG-35060							
VALVES VENTILE	VI-35009	IN (x8)	30x6,6x120,5					
	VE-35009	EX (x4)	35x7x120,8					

HONDA
82,70x91,00
Petrol

A20A3,A20A4
1955cc 4 cyl. **SOHC 12V**

1987-89
1987-89
1987-89

Accord 2000 Exi
Aerodeck 2000 Exi
Prelude 2000

RING-SET RINGSATZ	RS-35070	STD	1,5x1,5x4,0					
BEARING-SETS LAGERSATZE			Position	Shaft Dia Max.	Housing Bore Min.	Wall Thickness Max.	Length Max.	Note
MAINSET HAUPTLAGER	MS-35050 MS-35051 MS-35052 MS-35053	STD 0,25 0,50 0,75	1-5	50,000	54,000	2,004	20,00	
BIG-END PLEUELLAGER	BE-35040 BE-35041 BE-35042 BE-35043	STD 0,25 0,50 0,75	1-4	45,000	48,000	1,504	19,50	
FULL-SET MOTORDICHTSATZ	FS-35160		HEAD GASKET INCLUDED					
HEAD-GASKET KOPFDICHTUNG	HG-35060							
VALVES VENTILE	VI-35009	IN (x8)	30x6,6x120,5					
	VE-35009	EX (x4)	35x7x120,8					

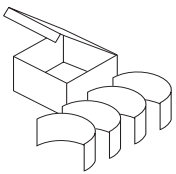
HONDA
81,00x95,00
Petrol

B20A2/A7
1958cc

4 cyl. **DOHC 16V Injection**

1986-89
1985-92

Accord 2000 16V
Prelude 2000 16V

BEARING-SETS LAGERSATZE			Position	Shaft Dia Max.	Housing Bore Min.	Wall Thickness Max.	Length Max.	Note
MAINSET HAUPTLAGER	MS-35030 MS-35031 MS-35032	STD 0,25 0,50	1-5	55,000	59,000	2,007	20,00	
BIG-END PLEUELLAGER	BE-35050 BE-35051 BE-35052 BE-35053	STD 0,25 0,50 0,75	1-4	48,000	51,000	1,498	19,40	
FULL-SET MOTORDICHTSATZ	FS-35140		HEAD GASKET INCLUDED --1987					
FULL-SET MOTORDICHTSATZ	FS-35150		HEAD GASKET INCLUDED 1988--					
HEAD-GASKET KOPFDICHTUNG	HG-35140		--1987					
HEAD-GASKET KOPFDICHTUNG	HG-35150		1988--					

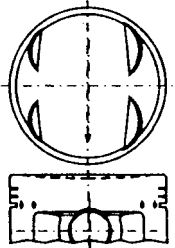
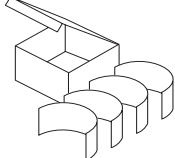
HONDA
85,00x88,00
Petrol

F20A
1997cc

4 cyl. **SOHC 16V Injection**

09/89--08/98
04/92--09/96

Accord 2000
Prelude 2000

PISTONS KOLBEN				LENGTH LANGE	COMP.DIST KH	PIN BOLZEN	RINGS RINGE	
	PN-35080 PN-35081 PN-35082	STD 0,50 1,00		65,2	30,7 -2,0	22,0x57,0	1,2 1,2 2,8	
RING-SET RINGSATZ	RS-35000 RS-35001	STD 0,50	1,2x1,2x2,8					
BEARING-SETS LAGERSATZE			Position	Shaft Dia Max.	Housing Bore Min.	Wall Thickness Max.	Length Max.	Note
MAINSET HAUPTLAGER	MS-35050 MS-35051 MS-35052 MS-35053	STD 0,25 0,50 0,75	1-5	50,000	54,000	2,004	20,00	
BIG-END PLEUELLAGER	BE-35050 BE-35051 BE-35052 BE-35053	STD 0,25 0,50 0,75	1-4	48,000	51,000	1,498	19,40	
FULL-SET MOTORDICHTSATZ	FS-35080		STEEL HEAD GASKET INCLUDED					
HEAD-GASKET KOPFDICHTUNG	HG-35080		STEEL					
VALVES VENTILE	VI-35006	IN	34x5,5x112,2					
	VE-35006	EX	29,1x5,5x123,5					

HONDA
85,00x88,00
Petrol

F20B
1997cc

4 cyl. **SOHC 16V Injection**

06/94--
1993--
06/94--02/95

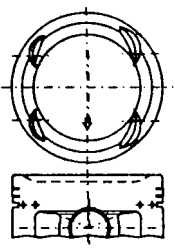
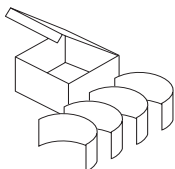
Accord 2000 LS 16V
Accord Coupe
Aerodeck 2000 LS 16V

FULL-SET MOTORDICHTSATZ	FS-35090		STEEL HEAD GASKET INCLUDED
HEAD-GASKET KOPFDICHTUNG	HG-35090		STEEL
VALVES VENTILE	VI-35008	IN	34x5,5x112
	VE-35008	EX	29x5,5x123,4

HONDA
85,00x95,00
Petrol

F22A
2156cc 4 cyl. **SOHC 16V**

1990--93 **Accord 2200 16V**
1994-- **Accord Coupe 2200 16v**
1994-- **Aerodeck 2200 16V**
1992--96 **Prelude 2200 16V**

PISTONS KOLBEN				LENGTH LANGE	COMP.DIST KH	PIN BOLZEN	RINGS RINGE	
	PN-35090 PN-35091 PN-35092	STD 0,50 1,00		65,2	30,7 -3,9	22,0x57,0	1,2 1,2 2,8	
RING-SET RINGSATZ	RS-35000 RS-35001	STD 0,50	1,2x1,2x2,8					
BEARING-SETS LAGERSATZE			Position	Shaft Dia Max.	Housing Bore Min.	Wall Thickness Max.	Length Max.	Note
MAINSET HAUPTLAGER	MS-35050 MS-35051 MS-35052 MS-35053	STD 0,25 0,50 0,75	1-5	50,000	54,000	2,004	20,00	
BIG-END PLEUELLAGER	BE-35050 BE-35051 BE-35052 BE-35053	STD 0,25 0,50 0,75	1-4	48,000	51,000	1,498	19,40	
FULL-SET MOTORDICHTSATZ	FS-35080		STEEL HEAD GASKET INCLUDED					
HEAD-GASKET KOPFDICHTUNG	HG-35080		STEEL					
VALVES VENTILE	VI-35006	IN	34x5,5x112,2					
	VE-35006	EX	29,1x5,5x123,5					

HONDA
87,00x95,00
Petrol

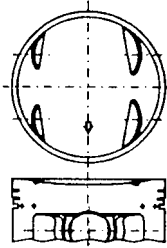
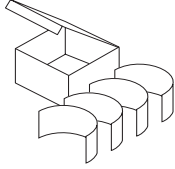
H23
2259cc

4 cyl. **DOHC 16V**

HONDA

1993--
1992--

Accord 2300 16V
Prelude 2300 16V

PISTONS KOLBEN					LENGTH LANGE	COMP.DIST KH	PIN BOLZEN	RINGS RINGE
	PN-35070 PN-35071 PN-35072	STD 0,50 1,00			60,5	30,6 -3,2	22,0x57,0	1,2
								1,2
RING-SET RINGSATZ	RS-35080 RS-35081	STD 0,50	1,2x1,2x2,8					
BEARING-SETS LAGERSATZE			Position	Shaft Dia Max.	Housing Bore Min.	Wall Thickness Max.	Length Max.	Note
BIG-END PLEUELLAGER		BE-35050 BE-35051 BE-35052 BE-35053	STD 0,25 0,50 0,75	1-4	48,000	51,000	1,498	19,40
FULL-SET MOTORDICHTSATZ	FS-35070		STEEL HEAD GASKET INCLUDED					
HEAD-GASKET KOPFDICHTUNG	HG-35070		STEEL					
VALVES VENTILE	VI-35007	IN	34x6,6x103,6					
	VE-35007	EX	29x6,6x102,8					

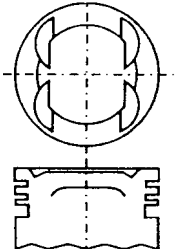
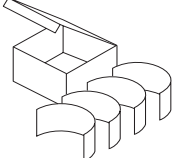
HONDA
84,00x75,00
Petrol

C25A
2493cc

6 cyl. **SOHC 24V**

1985--
1985--

Legend 2500 24V
Acura 2500 24V

PISTONS KOLBEN				LENGTH LANGE	COMP.DIST KH	PIN BOLZEN	RINGS RINGE	
	PN-35110 PN-35111	STD 0,50		63,0	31,4 -1,3	22,0x63,0	1,2 1,2 4,0	
RING-SET RINGSATZ	RS-35090 RS-35091	STD 0,50	1,2x1,2x4,0					
BEARING-SETS LAGERSATZE			Position	Shaft Dia Max.	Housing Bore Min.	Wall Thickness Max.	Length Max.	Note
MAINSET HAUPTLAGER	MS-35070 MS-35071 MS-35072	STD 0,25 0,50	1-4	64,000	68,000	2,000	20,00	
BIG-END PLEUELLAGER	BE-35070 BE-35071 BE-35072	STD 0,25 0,50	1-6	52,000	55,000	1,503	17,50	
FULL-SET MOTORDICHTSATZ	FS-35120		HEAD GASKETS INCLUDED					
HEAD-GASKET KOPFDICHTUNG	HG-35120	(x2)						

HONDA
87,00x75,00
Petrol

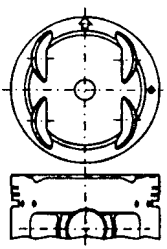
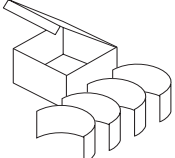
C27A
2675cc

6 cyl. **SOHC 24V**

HONDA

1987--
1987--

Legend 2700 24V
Acura 2700 24V

PISTONS KOLBEN				LENGTH LANGE	COMP.DIST KH	PIN BOLZEN	RINGS RINGE	
	PN-35120 PN-35121	STD 0,50		63,1	31,6 -1,5	22,0x57,0	1,2 1,2 4,0	
RING-SET RINGSATZ	RS-35100 RS-35101	STD 0,50	1,2x1,2x4,0					
BEARING-SETS LAGERSATZE			Position	Shaft Dia Max.	Housing Bore Min.	Wall Thickness Max.	Length Max.	Note
MAINSET HAUPTLAGER	MS-35070 MS-35071 MS-35072	STD 0,25 0,50	1-4	64,000	68,000	2,000	20,00	
BIG-END PLEUELLAGER	BE-35070 BE-35071 BE-35072	STD 0,25 0,50	1-6	52,000	55,000	1,503	17,50	
FULL-SET MOTORDICHTSATZ	FS-35130		HEAD GASKETS INCLUDED					
HEAD-GASKET KOPFDICHTUNG	HG-35130	(x2)						

ISUZU/OPEL
76,00x82,00
Diesel Turbo

4EC1T
1488cc 4 cyl.

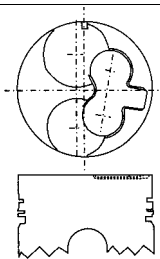
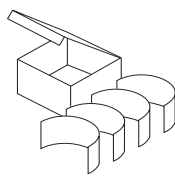
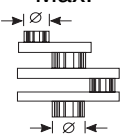
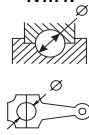
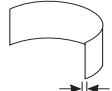
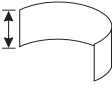
ISUZU/OPEL

1985--90
1985--90

Gemini 1500 JT600N Turbo
I-Mark 1500 Turbo

1988--
1988--

Corsa 1,5TD
Kadett 1,5TD

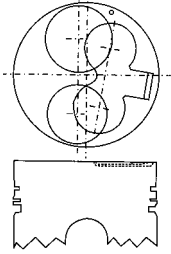
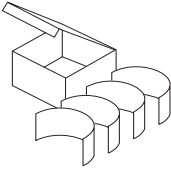
PISTONS KOLBEN			LENGTH LANGE		COMP.DIST KH	PIN BOLZEN	RINGS RINGE	
alfin pistons	PN-30150 PN-30151 PN-30152	STD 0,50 1,00			71,7	41,7 -1,6	25,0x60,0	2,0 1,5 3,0
RING-SET RINGSATZ	RS-30000 RS-30001 RS-30002	STD 0,50 1,00	2,0x1,5x3,0					
CYL. LINER ZYL. LAUF.			length	outside diameter	flange diameter	flange depth		
	CL-30090		140,0	80,0				
BEARING-SETS LAGERSATZE			Position	Shaft Dia Max.	Housing Bore Min.	Wall Thickness Max.	Length Max.	Note
								
MAINSET HAUPTLAGER	MS-30000 MS-30001 MS-30002 MS-30003	STD 0,25 0,50 0,75	1-5	51,938	55,976	2,006	15,53	
BIG-END PLEUELLAGER	BE-30000 BE-30001 BE-30002 BE-30003	STD 0,25 0,50 0,75	1-4	45,945	48,982	1,506	16,83	
FULL-SET MOTORDICHTSATZ	FS-30000		STEEL HEAD GASKET INCLUDED					
HEAD-GASKET KOPFDICHTUNG	HG-30000		STEEL 1,45mm					
Crankshaft Oil Seal Kurbelwellendichtung	OS-30000		FRONT 40x52x6					
Camshaft Oil Seal Nockenwellendichtung	OS-30000		40x52x6					
VALVES VENTILE	VI-30005	IN	34,6x7x104,1					
	VE-30005	EX	30,6x7x104					
VALVE-GUIDES VENTILFUHRUNGEN	VG-30002	IN/EX	11,54x7x43					

ISUZU/OPEL
79,00x86,00
Diesel Turbo

4EE1T
1686cc 4 cyl.

04/92--
10/92--

Astra 1,7D/GL/GLS
Vectra 1,7TD

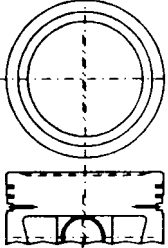
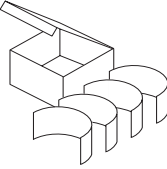
PISTONS KOLBEN			LENGTH LANGE		COMP.DIST KH	PIN BOLZEN	RINGS RINGE	
alfin pistons	PN-30010	STD			69,6	39,6	2,0	
	PN-30011	0,50			-1,5	1,5		
	PN-30012	1,00				3,0		
RING-SET RINGSATZ	RS-30010 RS-30011 RS-30012	STD 0,50 1,00	2,0x1,5x3,0					
CYL. LINER ZYL. LAUF.			length	outside diameter	flange diameter	flange depth		
	CL-30050		144,0	83,0				
BEARING-SETS LAGERSATZ			Position	Shaft Dia Max.	Housing Bore Min.	Wall Thickness Max.	Length Max.	Note
MAINSET HAUPTLAGER	MS-30000 MS-30001 MS-30002 MS-30003	STD 0,25 0,50 0,75	1-5	51,938	55,976	2,006	15,53	
BIG-END PLEUELLAGER	BE-30000 BE-30001 BE-30002 BE-30003	STD 0,25 0,50 0,75	1-4	45,945	48,982	1,506	16,83	
FULL-SET MOTORDICHTSATZ	FS-30010		STEEL HEAD GASKET INCLUDED					
HEAD-GASKET KOPFDICHTUNG	HG-30010		STEEL 1,55mm					
Crankshaft Oil Seal Kurbelwellendichtung	OS-30000		FRONT 40x52x6					
Camshaft Oil Seal Nockenwellendichtung	OS-30000		40x52x6					
VALVES VENTILE	VI-30005	IN	34,6x7x104,1					
	VE-30005	EX	30,6x7x104					
VALVE-GUIDES VENTILFUHRUNGEN	VG-30002	IN/EX	11,54x7x43					

ISUZU/OPEL
88,00x82,00
Petrol

4ZC1
1994cc 4 cyl.

ISUZU/OPEL

1986-- **2000 VAN/WAGON**
1983-- **Aska 2000**
1986-- **Impuise**
1986-- **WFR 2000 Micro Bus**

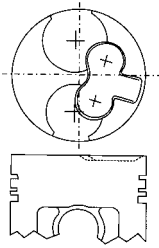
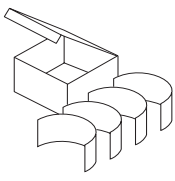
PISTONS KOLBEN					LENGTH LANGE	COMP.DIST KH	PIN BOLZEN	RINGS RINGE
	PN-30200 PN-30201 PN-30202	STD 0,50 1,00			80,0	37,0 -2,0	22,0x69,0	1,5 1,5 4,0
RING-SET RINGSATZ	RS-30200 RS-30201	STD 0,50	1,5x1,5x4,0					
BEARING-SETS LAGERSATZE			Position	Shaft Dia Max.	Housing Bore Min.	Wall Thickness Max.	Length Max.	Note
MAINSET HAUPTLAGER	MS-30200 MS-30201 MS-30202 MS-30203	STD 0,25 0,50 0,75	1-5	55,932	59,980	2,008	21,86	
BIG-END PLEUELLAGER	BE-30200 BE-30201 BE-30202 BE-30203	STD 0,25 0,50 0,75	1-4	48,940	51,985	1,510	21,63	
FULL-SET MOTORDICHTSATZ	FS-30200		HEAD GASKET INCLUDED					
HEAD-GASKET KOPFDICHTUNG	HG-30200							

ISUZU/OPEL
84,00x90,00
Diesel

4FC1
1995cc 4 cyl.

1985--88
1981--88
1981--88

Aska
Midi Van 2000
Fargo 2000 Van, Bus, Wagon

PISTONS KOLBEN					LENGTH LANGE	COMP.DIST KH	PIN BOLZEN	RINGS RINGE	
	PN-30160 PN-30161 PN-30162	STD 0,50 1,00			76,7	46,7 -2,0	25,0x67,0	2,5 2,0 4,0	
RING-SET RINGSATZ	RS-30100 RS-30101 RS-30102	STD 0,50 1,00			2,5x2,0x4,0				
CYL. LINER ZYL. LAUF.			length	outside diameter	flange diameter	flange depth			
	CL-30100		168,0	88,0					
BEARING-SETS LAGERSATZE			Position	Shaft Dia Max.	Housing Bore Min.	Wall Thickness Max.	Length Max.	Note	
MAINSET HAUPTLAGER		MS-30030 MS-30031 MS-30032 MS-30033	STD 0,25 0,50 0,75	1-5	55,932	59,980	2,008	21,86	
BIG-END PLEUELLAGER	BE-30030 BE-30031 BE-30032 BE-30033	STD 0,25 0,50 0,75	1-4	48,940	51,985	1,505	21,63		
Crankshaft Oil Seal Kurbelwellendichtung	OS-30006		REAR 95x118x10						
VALVES VENTILE	VI-30001	IN	39x8x132,3						
	VE-30001	EX	34x8x132,3						
VALVE-GUIDES VENTILFUHRUNGEN	VG-30000	IN/EX	12,03x8x60						

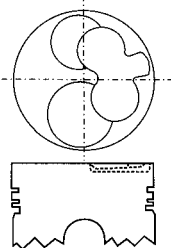
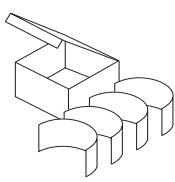
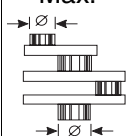
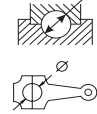
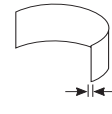
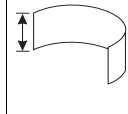
ISUZU/OPEL
88,00x90,00
Diesel

4FD1
2189cc 4 cyl.

ISUZU/OPEL

1983--88
09/88--

Fargo 2200(WFS53/53D/53F/531/532)
Midi Van 2200

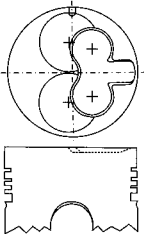
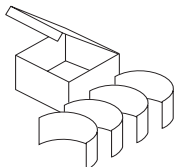
PISTONS KOLBEN					LENGTH LANGE	COMP.DIST KH	PIN BOLZEN	RINGS RINGE
	PN-30170 PN-30171 PN-30172	STD 0,50 1,00			81,0	46,5 -2,2	27,0x68,0	2,0 2,0 4,0
RING-SET RINGSATZ	RS-30060 RS-30061 RS-30062	STD 0,50 1,00	2,0x2,0x4,0					
CYL. LINER ZYL. LAUF.			length	outside diameter	flange diameter	flange depth		
	CL-30060		165,0	92,0				
BEARING-SETS LAGERSATZE			Position	Shaft Dia Max.	Housing Bore Min.	Wall Thickness Max.	Length Max.	Note
								
MAINSET HAUPTLAGER	MS-30030 MS-30031 MS-30032 MS-30033	STD 0,25 0,50 0,75	1-5	55,932	59,980	2,008	21,86	
BIG-END PLEUELLAGER	BE-30030 BE-30031 BE-30032 BE-30033	STD 0,25 0,50 0,75	1-4	48,940	51,985	1,505	21,63	
FULL-SET MOTORDICHTSATZ	FS-30220		HEAD GASKET INCLUDED					
HEAD-GASKET KOPFDICHTUNG	HG-30220							
Crankshaft Oil Seal Kurbelwellendichtung	OS-30006		REAR 95x118x10					
VALVES VENTILE	VI-30001	IN	39x8x132,3					
	VE-30001	EX	34x8x132,3					
VALVE-GUIDES VENTILFUHRUNGEN	VG-30000	IN/EX	12,03x8x60					

ISUZU/OPEL
88,00x92,00
Diesel

C223
2238cc 4 cyl.

1982--
1983--
1982--88

Campo 2200
Rodeo 2200 4WD
Trooper 2200

PISTONS KOLBEN					LENGTH LANGE	COMP.DIST KH	PIN BOLZEN	RINGS RINGE
alfin pistons	PN-30110	STD			82,6	47,6 -2,6	27,0x68,0	2,0 2,0 4,0
RING-SET RINGSATZ	RS-30020	STD	2,0x2,0x4,0					
CYL. LINER ZYL. LAUF.			length	outside diameter	flange diameter	flange depth		
	CL-30000		164,0	92,2	96,0	5,0		
BEARING-SETS LAGERSATZE			Position	Shaft Dia Max.	Housing Bore Min.	Wall Thickness Max.	Length Max.	Note
MAINSET HAUPTLAGER	MS-30010 MS-30011 MS-30012 MS-30013	STD 0,25 0,50 0,75	1,5 2,4 3	59,932 59,932 59,932	63,975 63,975 63,975	2,012 2,012 2,012	27,63 23,13 28,83	
BIG-END PLEUELLAGER	BE-30010 BE-30011 BE-30012 BE-30013	STD 0,25 0,50 0,75	1-4	52,930	55,985	1,508	21,53	
CAMSHAFT BUSH NOCKENWEL.BUCH.	BC-30010		1-3	47,975	52,000	2,030	22,00	
TRUST-WASHER ANLAUFSCHEIBE	TW-30010	STD						
PIN-BUSHING PLEUELBUCHSE	PB-30020	STD	SET					
FULL-SET MOTORDICHTSATZ	FS-30020		STEEL HEAD GASKET INCLUDED					
HEAD-GASKET KOPFDICHTUNG	HG-30020		STEEL					



Crankshaft Oil Seal Kurbelwellendichtung	OS-30002		FRONT 50x68x9 1983--
Camshaft Oil Seal Nockenwellendichtung	OS-30005		42x55x9
VALVE-SEAL VENTILSCHAFTD.	VS-30001	(x8)	
VALVES VENTILE	VI-30000	IN	40x8x115,8
	VE-30000	EX	34x8x115,8
VALVE-GUIDES VENTILFUHRUNGEN	VG-30001	IN/EX	14,03x8x50

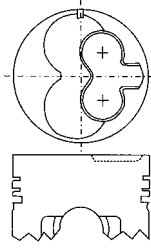
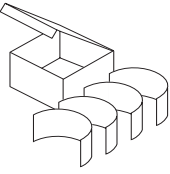
ISUZU/OPEL
88,00x92,00
Diesel Turbo

C223-T
2238cc

4 cyl.

--1988
--1988

Bighorn 2200 Turbo
Trooper 2200 4x4 TD

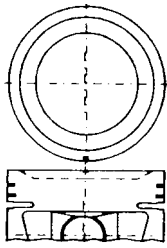
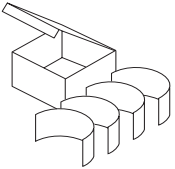
PISTONS KOLBEN					LENGTH LANGE	COMP.DIST KH	PIN BOLZEN	RINGS RINGE
alfin pistons	PN-30180 PN-30181 PN-30182	STD 0,50 1,00			82,6	47,6 -1,8	29,0x68,0	2,5 2,0 4,0
RING-SET RINGSATZ	RS-30030 RS-30031 RS-30032	STD 0,50 1,00	2,5x2,0x4,0					
CYL. LINER ZYL. LAUF.			length	outside diameter	flange diameter	flange depth		
	CL-30000		164,0	92,2	96,0	5,0		
BEARING-SETS LAGERSATZE			Position	Shaft Dia Max.	Housing Bore Min.	Wall Thickness Max.	Length Max.	Note
MAINSET HAUPTLAGER	MS-30010 MS-30011 MS-30012 MS-30013	STD 0,25 0,50 0,75	1,5 2,4 3	59,932 59,932 59,932	63,975 63,975 63,975	2,012 2,012 2,012	27,63 23,13 28,83	
BIG-END PLEUELLAGER	BE-30010 BE-30011 BE-30012 BE-30013	STD 0,25 0,50 0,75	1-4	52,930	55,985	1,508	21,53	
CAMSHAFT BUSH NOCKENWEL.BUCH.	BC-30010		1-3	47,975	52,000	2,030	22,00	
TRUST-WASHER ANLAUFSCHIEBE	TW-30010	STD						
PIN-BUSHING PLEUELBUCHSE	PB-30060	STD	SET					
FULL-SET MOTORDICHTSATZ	FS-30030		STEEL HEAD GASKET INCLUDED					
HEAD-GASKET KOPFDICHTUNG	HG-30030		STEEL					
Camshaft Oil Seal Nockenwellendichtung	OS-30005		42x55x9					
VALVE-SEAL VENTILSCHAFTD.	VS-30001	(x8)						
VALVE-GUIDES VENTILFUHRUNGEN	VG-30001	IN/EX	14,03x8x50					

ISUZU/OPEL
89,30x90,00
Petrol

4ZD1
2254cc 4 cyl.

ISUZU/OPEL

1986-- **Pick-up 2300**
06/85-- **Aska 2300**
1988-- **Impulse 2300**
1985-- **Trooper 2300 4WD**

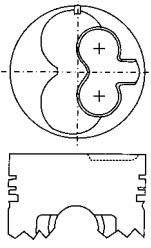
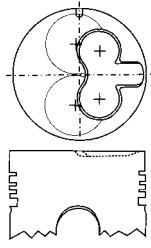
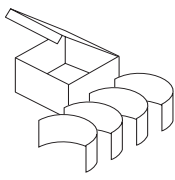
PISTONS KOLBEN					LENGTH LANGE	COMP.DIST KH	PIN BOLZEN	RINGS RINGE
	PN-30210 PN-30211 PN-30212	STD 0,50 1,00			81,0	39,0 -5,2	23,0x78,0	1,5 1,5 4,0
RING-SET RINGSATZ	RS-30210 RS-30211	STD 0,50	1,5x1,5x4,0					
BEARING-SETS LAGERSATZE			Position	Shaft Dia Max.	Housing Bore Min.	Wall Thickness Max.	Length Max.	Note
MAINSET HAUPTLAGER	MS-30200 MS-30201 MS-30202 MS-30203	STD 0,25 0,50 0,75	1-5	55,932	59,980	2,008	21,86	
BIG-END PLEUELLAGER	BE-30200 BE-30201 BE-30202 BE-30203	STD 0,25 0,50 0,75	1-4	48,940	51,985	1,510	21,63	
FULL-SET MOTORDICHTSATZ	FS-30210		HEAD GASKET INCLUDED					
HEAD-GASKET KOPFDICHTUNG	HG-30210							

ISUZU/OPEL
86,00x102,00
Diesel

C240
2369cc 4 cyl.

1982--
1969--81

Elf 2400(KA42/52)
Elf 2400(TLD23/33/43/53/63)

PISTONS KOLBEN			LENGTH LANGE		COMP.DIST KH	PIN BOLZEN	RINGS RINGE	
alfin pistons	PN-30080	STD			84,5	51,5 -2,0	27,0x68,0 2,5 2,0 5,0	
	PN-30090	STD			95,5	51,5 -3,0	27,0x72,0 2,0 2,0 2,0 5,0	
RING-SET RINGSATZ	RS-30070	STD	2,5x2,0x5,0					
CYL. LINER ZYL. LAUF.			length	outside diameter	flange diameter	flange depth		
	CL-30070		178,0	90,1	94,0	4,0		
BEARING-SETS LAGERSATZ			Position	Shaft Dia Max.	Housing Bore Min.	Wall Thickness Max.	Length Max.	Note
MAINSET HAUPTLAGER	MS-30050 MS-30051 MS-30052 MS-30053	STD 0,25 0,50 0,75	1,5 2,4 3	69,920 69,920 69,920	73,975 73,975 73,975	2,017 2,017 2,017	30,63 21,53 36,13	
BIG-END PLEUELLAGER	BE-30010 BE-30011 BE-30012 BE-30013	STD 0,25 0,50 0,75	1-4	52,930	55,985	1,508	21,53	
CAMSHAFT BUSH NOCKENWEL.BUCH.	BC-30010		1-3	47,975	52,000	2,030	22,00	
TRUST-WASHER ANLAUFSCHIEBE	TW-30030 TW-30031 TW-30032	STD 0,25 0,50						
PIN-BUSHING PLEUELBUCHSE	PB-30020	STD	SET					



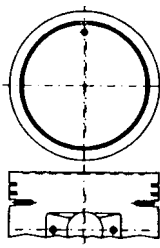
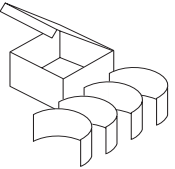
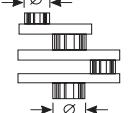
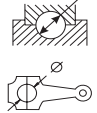
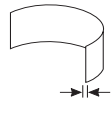
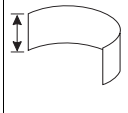
FULL-SET MOTORDICHTSATZ	FS-30070		STEEL HEAD GASKET INCLUDED
Crankshaft Oil Seal Kurbelwellendichtung	OS-30002		FRONT 50x68x9
Crankshaft Oil Seal Kurbelwellendichtung	OS-30004		REAR 82x105x13 1983--
VALVE-SEAL VENTILSCHAFTD.	VS-30001	(x8)	
VALVES VENTILE	VI-30000	IN	40x8x115,8
	VE-30000	EX	34x8x115,8
VALVE-GUIDES VENTILFUHRUNGEN	VG-30001	IN/EX	14,03x8x50

ISUZU/OPEL
92,60x95,00
Petrol

4ZE1
2559cc 4 cyl.

1988--
1988--91

Pick-up 2600
Trooper 2600

PISTONS KOLBEN									
	PN-30220 PN-30221 PN-30222	STD 0,50 1,00			LENGTH LANGE	COMP.DIST KH	PIN BOLZEN	RINGS RINGE	
					78,9	36,5 -1,3	23,0x77,0	1,5 1,5 4,0	
RING-SET RINGSATZ	RS-30220 RS-30221	STD 0,50	1,5x1,5x4,0						
BEARING-SETS LAGERSATZE			Position	Shaft Dia Max.	Housing Bore Min.	Wall Thickness Max.	Length Max.	Note	
									
MAINSET HAUPTLAGER	MS-30210 MS-30211 MS-30212 MS-30213	STD 0,25 0,50 0,75	1-5	55,932	59,980	2,008	21,86		
BIG-END PLEUELLAGER	BE-30210 BE-30211 BE-30212 BE-30213	STD 0,25 0,50 0,75	1-4	48,940	51,985	1,510	22,13		
FULL-SET MOTORDICHTSATZ	FS-30230		HEAD GASKET INCLUDED						
HEAD-GASKET KOPFDICHTUNG	HG-30230								

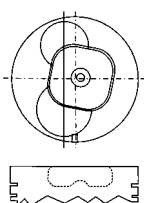
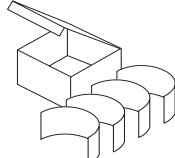
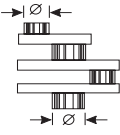
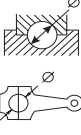
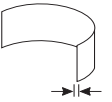
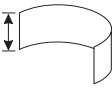
ISUZU/OPEL
93,00x102,00
Diesel

4JB1
2771cc 4 cyl.

ISUZU/OPEL

1984--
1984--

Elf 150 2800 Van
Trooper 2800 4WD

PISTONS KOLBEN					LENGTH LANGE	COMP.DIST KH	PIN BOLZEN	RINGS RINGE
alfin pistons	PN-30190	STD			91,9	51,9 -14,5	31,0x76,0	2,0 2,0 4,0
RING-SET RINGSATZ	RS-30040	STD	2,0x2,0x4,0					
CYL. LINER ZYL. LAUF.			length	outside diameter	flange diameter	flange depth		
	CL-30020 chromed		181,0	95,5	101,0	0,9		
	CL-30080 cast iron		181,0	96,0	102,0	4,0		
BEARING-SETS LAGERSATZE			Position	Shaft Dia Max.	Housing Bore Min.	Wall Thickness Max.	Length Max.	Note
								
MAINSET HAUPTLAGER	MS-30020 MS-30021 MS-30022 MS-30023	STD 0,25 0,50 0,75	1-5	69,932	74,000	2,006	23,03	
BIG-END PLEUELLAGER	BE-30020 BE-30021 BE-30022 BE-30023	STD 0,25 0,50 0,75	1-4	52,930	56,000	1,513	25,83	
PIN-BUSHING PLEUELBUCHSE	PB-30040	STD	SET					
FULL-SET MOTORDICHTSATZ	FS-30040		STEEL HEAD GASKET INCLUDED					
HEAD-GASKET KOPFDICHTUNG	HG-30040		STEEL 1,70mm					
Crankshaft Oil Seal Kurbelwellendichtung	OS-30002		FRONT 50x68x9					
Crankshaft Oil Seal Kurbelwellendichtung	OS-30006		REAR 95x118x10					
Camshaft Oil Seal Nockenwellendichtung	OS-30005		42x55x9					



VALVES VENTILE	VI-30002	IN	40,1x8x118,1
	VE-30002	EX	35,7x8x118,1
VALVE-GUIDES VENTILFUHRUNGEN	VG-30001	IN/EX	14,03x8x50

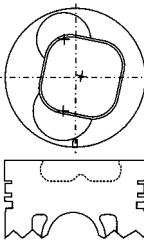
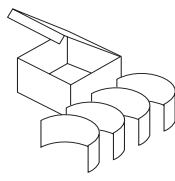
ISUZU/OPEL
93,00x102,00
Diesel Turbo

4JB1T
2771cc 4 cyl.

ISUZU/OPEL

1987--
1987--

Bighorn 2800 4WD
Trooper 2800 Turbo

PISTONS KOLBEN					LENGTH LANGE	COMP.DIST KH	PIN BOLZEN	RINGS RINGE
alfin pistons	PN-30050	STD			91,9	52,0 -13,8	34,0x78,0	2,0 2,0 4,0
RING-SET RINGSATZ	RS-30040	STD	2,0x2,0x4,0					
CYL. LINER ZYL. LAUF.			length	outside diameter	flange diameter	flange depth		
	CL-30020 chromed		181,0	95,5	101,0	0,9		
	CL-30080 cast iron		181,0	96,0	102,0	4,0		
BEARING-SETS LAGERSATZ			Position	Shaft Dia Max.	Housing Bore Min.	Wall Thickness Max.	Length Max.	Note
MAINSET HAUPTLAGER	MS-30020 MS-30021 MS-30022 MS-30023	STD 0,25 0,50 0,75	1-5	69,932	74,000	2,006	23,03	
BIG-END PLEUELLAGER	BE-30020 BE-30021 BE-30022 BE-30023	STD 0,25 0,50 0,75	1-4	52,930	56,000	1,513	25,83	
PIN-BUSHING PLEUELBUCHSE	PB-30050	STD	SET					
FULL-SET MOTORDICHTSATZ	FS-30050		STEEL HEAD GASKET INCLUDED					
HEAD-GASKET KOPFDICHTUNG	HG-30050		STEEL 1,70mm					
Crankshaft Oil Seal Kurbelwellendichtung	OS-30002		FRONT 50x68x9					
Crankshaft Oil Seal Kurbelwellendichtung	OS-30006		REAR 95x118x10					



Camshaft Oil Seal Nockenwellendichtung	OS-30005		42x55x9
VALVE-SEAL VENTILSCHAFTD.	VS-30002	(x8)	
VALVES VENTILE	VI-30002	IN	40,1x8x118,1
	VE-30002	EX	35,7x8x118,1
VALVE-GUIDES VENTILFUHRUNGEN	VG-30001	IN/EX	14,03x8x50

ISUZU/OPEL
95,40x107,00
Diesel Turbo

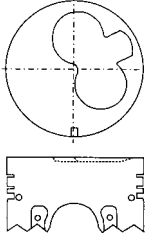
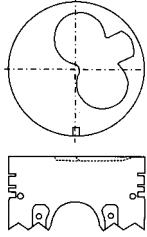
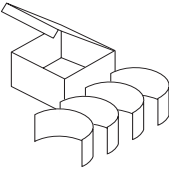
4JG2TC
3059cc

4 cyl.

ISUZU/OPEL

1992--
1992--
1992--

Trooper 3,1 TD
Monterey 3,1TD
Combo 3,1TD

PISTONS KOLBEN					LENGTH LANGE	COMP.DIST KH	PIN BOLZEN	RINGS RINGE
alfin pistons	PN-30060	STD			89,2	49,2 -2,6	34,0x78,0	2,5 2,0 4,0
alfin pistons with oil gallery	PN-30070	STD			89,2	49,2 -2,4	34,0x78,0	2,5 2,0 4,0
RING-SET RINGSATZ	RS-30050	STD	2,5x2,0x4,0					
CYL. LINER ZYL. LAUF.			length	outside diameter	flange diameter	flange depth		
	CL-30030 chromed		178,6	97,0	102,3	1,1		
BEARING-SETS LAGERSATZE			Position	Shaft Dia Max.	Housing Bore Min.	Wall Thickness Max.	Length Max.	Note
MAINSET HAUPTLAGER	MS-30020 MS-30021 MS-30022 MS-30023	STD 0,25 0,50 0,75	1-5	69,932	74,000	2,006	23,03	
BIG-END PLEUELLAGER	BE-30020 BE-30021 BE-30022 BE-30023	STD 0,25 0,50 0,75	1-4	52,930	56,000	1,513	25,83	
PIN-BUSHING PLEUELBUCHSE	PB-30050	STD	SET					
FULL-SET MOTORDICHTSATZ	FS-30060		STEEL HEAD GASKET INCLUDED					
HEAD-GASKET KOPFDICHTUNG	HG-30060		STEEL 1,70mm					
VALVE-SEAL VENTILSCHAFTD.	VS-30003	(x8)						
VALVE-GUIDES VENTILFUHRUNGEN	VG-30001	IN/EX	14,03x8x50					

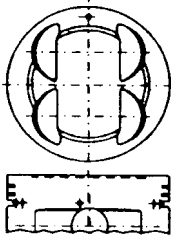
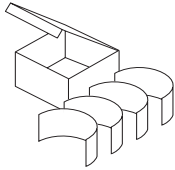
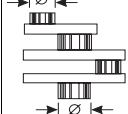
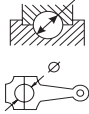
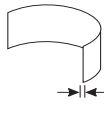
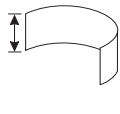
ISUZU/OPEL
93,40x77,00
Petrol

6VD1
3165cc

SOHC V6

1992--

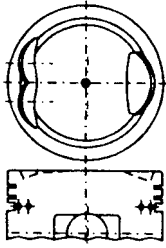
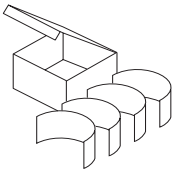
Trooper 3200

PISTONS KOLBEN				LENGTH LANGE	COMP.DIST KH	PIN BOLZEN	RINGS RINGE	
	PN-30100 PN-30101	STD 0,50		65,2	31,75 -5,15	22,0x66,0	1,5 1,5 4,0	
RING-SET RINGSATZ	RS-30080 RS-30081	STD 0,50	1,5x1,5x4,0					
BEARING-SETS LAGERSATZE			Position	Shaft Dia Max.	Housing Bore Min.	Wall Thickness Max.	Length Max.	Note
MAINSET HAUPTLAGER	BE-30040 BE-30041 BE-30042	STD 0,25 0,50						
BIG-END PLEUELLAGER	MS-30060 MS-30061 MS-30062	STD 0,25 0,50						
FULL-SET MOTORDICHTSATZ	FS-30080		HEAD GASKETS INCLUDED					

MAZDA
78,00x83,60
Petrol

B6
1597cc 4 cyl. **8V**

1985--91 **323 1600**
1985-- **Familia 1600**
1987-- **Capella 1600**

PISTONS KOLBEN				LENGTH LANGE	COMP.DIST KH	PIN BOLZEN	RINGS RINGE	
	PN-31110 PN-31111 PN-31112	STD 0,50 1,00		63,0	31,9 -4,3	20,0x65,0	1,5 1,5 4,0	
RING-SET RINGSATZ	RS-31190 RS-31191	STD 0,50	1,5x1,5x4,0					
BEARING-SETS LAGERSATZE			Position	Shaft Dia Max.	Housing Bore Min.	Wall Thickness Max.	Length Max.	Note
MAINSET HAUPTLAGER	MS-31000 MS-31001 MS-31002	STD 0,25 0,50	1-5	49,955	54,000	2,012	17,03	
BIG-END PLEUELLAGER	BE-31000 BE-31001 BE-31002 BE-31003	STD 0,25 0,50 0,75	1-4	44,956	48,000	1,508	17,13	
TRUST-WASHER ANLAUFSCHIEBE	TW-31000	STD						
FULL-SET MOTORDICHTSATZ	FS-31180		HEAD GASKET INCLUDED --1989					
FULL-SET MOTORDICHTSATZ	FS-31190		HEAD GASKET INCLUDED 1989--					
HEAD-GASKET KOPFDICHTUNG	HG-31120							
Camshaft Oil Seal Nockenwellendichtung	OS-31000		30x40x7					

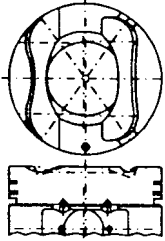
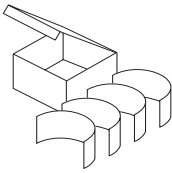
MAZDA
78,00x83,60
Petrol

B6
1597cc

4 cyl. **SOHC 16V**

1989--94
1991--94

323 1600
MX3 1600

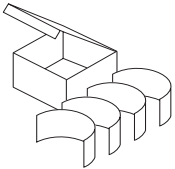
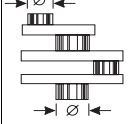
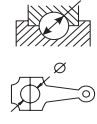
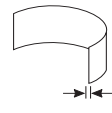
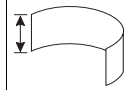
PISTONS KOLBEN					LENGTH LANGE	COMP.DIST KH	PIN BOLZEN	RINGS RINGE
	PN-31100 PN-31101 PN-31102	STD 0,50 1,00			63,0	32,4 -4,5	20,0x61,0	1,5 1,5 3,0
RING-SET RINGSATZ	RS-31180 RS-31181	STD 0,50	1,5x1,5x3,0					
BEARING-SETS LAGERSATZE			Position	Shaft Dia Max.	Housing Bore Min.	Wall Thickness Max.	Length Max.	Note
MAINSET HAUPTLAGER	MS-31000 MS-31001 MS-31002	STD 0,25 0,50	1-5	49,955	54,000	2,012	17,03	
BIG-END PLEUELLAGER	BE-31000 BE-31001 BE-31002 BE-31003	STD 0,25 0,50 0,75	1-4	44,956	48,000	1,508	17,13	
TRUST-WASHER ANLAUFSCHIEBE	TW-31000	STD						
FULL-SET MOTORDICHTSATZ	FS-31170		HEAD GASKET INCLUDED					
HEAD-GASKET KOPFDICHTUNG	HG-31110							

MAZDA
78,00x83,60
Petrol

B6
1597cc 4 cyl. **DOHC 16V**

MAZDA

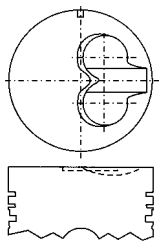
08/91-- **XEDOS 1600 16V**
08/91-- **MX3 1600 16V**
08/91-- **MX5 1600 16V**

RING-SET RINGSATZ	RS-31190 RS-31191	STD 0,50	1,5x1,5x4,0					
BEARING-SETS LAGERSATZE			Position	Shaft Dia Max. 	Housing Bore Min. 	Wall Thickness Max. 	Length Max. 	Note
MAINSET HAUPTLAGER	MS-31000 MS-31001 MS-31002	STD 0,25 0,50	1-5	49,955	54,000	2,012	17,03	
BIG-END PLEUELLAGER	BE-31000 BE-31001 BE-31002 BE-31003	STD 0,25 0,50 0,75	1-4	44,956	48,000	1,508	17,13	
TRUST-WASHER ANLAUFSCHIEBE	TW-31000	STD						
FULL-SET MOTORDICHTSATZ	FS-31200		HEAD GASKET INCLUDED					
HEAD-GASKET KOPFDICHTUNG	HG-31130							
VALVES VENTILE	VI-31007	IN	31x6x105,4					
	VE-31007	EX	26,2x6x105,4					

MAZDA
78,00X90,00
Diesel

PN
1720cc 4 cyl.

1987-- **323 1700**
1987-- **323 1700 Wagon**
1988-- **Familia 1700**
1988-- **Familia 1700 Wagon**

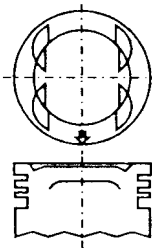
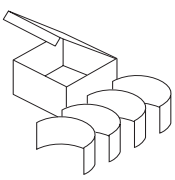
PISTONS KOLBEN				LENGTH LANGE	COMP.DIST KH	PIN BOLZEN	RINGS RINGE
	PN-31051	0,50		76,1	41,2 -2,8	25,0x64,0	2,0 1,5 3,0
RING-SET RINGSATZ	RS-31150 RS-31151	STD 0,50	2,0x1,5x3,0				
FULL-SET MOTORDICHTSATZ	FS-31150		HEAD GASKET INCLUDED				
Crankshaft Oil Seal Kurbelwellendichtung	OS-31000		FRONT 30x40x7				
Crankshaft Oil Seal Kurbelwellendichtung	OS-31001		REAR 83x100x9				
VALVE-SEAL VENTILSCHAFTD.	VS-31002	(x8)					

MAZDA
83,00x85,00
Petrol

BP
1839cc 4 cyl. **SOHC 16V**

MAZDA

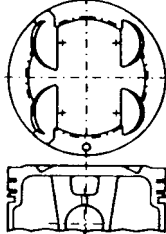
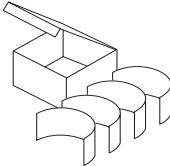
1989-- **323 1800 16V**
1989-- **Familia 1800 16V**
1989-- **Protégé 1800 16V**

PISTONS KOLBEN				LENGTH LANGE	COMP.DIST KH	PIN BOLZEN	RINGS RINGE	
	PN-31140 PN-31141 PN-31142	STD 0,50 1,00		61,5	31,2 -2,5	20,0x57,0	1,5 1,5 3,0	
RING-SET RINGSATZ	RS-31130 RS-31131	STD 0,50	1,5x1,5x3,0					
BEARING-SETS LAGERSATZE			Position	Shaft Dia Max.	Housing Bore Min.	Wall Thickness Max.	Length Max.	Note
MAINSET HAUPTLAGER	MS-31000 MS-31001 MS-31002	STD 0,25 0,50	1-5	49,955	54,000	2,012	17,03	
BIG-END PLEUELLAGER	BE-31000 BE-31001 BE-31002 BE-31003	STD 0,25 0,50 0,75	1-4	44,956	48,000	1,508	17,13	
TRUST-WASHER ANLAUFSCHIEBE	TW-31000	STD						
FULL-SET MOTORDICHTSATZ	FS-31080		STEEL HEAD GASKET INCLUDED					
HEAD-GASKET KOPFDICHTUNG	HG-31150		STEEL					
Crankshaft Oil Seal Kurbelwellendichtung	OS-31000		FRONT 30x40x7					
Crankshaft Oil Seal Kurbelwellendichtung	OS-31001		REAR 83x100x9					
Camshaft Oil Seal Nockenwellendichtung	OS-31000		30x40x7					
VALVE-SEAL VENTILSCHAFD.	VS-31000	(x16)						
VALVES VENTILE	VI-31005	IN	30x6x102					
	VE-31005	EX	25x6x103					

MAZDA
83,00x85,00
Petrol

BP
1839cc 4 cyl. **DOHC 16V Inj.**

1990-- **323 1800 16V**
1990-- **Familia 1800 16V**
1990-- **Protégé 1800 16V**
1990--93 **MX6 1800 16V**
1993-- **MX5 1800 16V**

PISTONS KOLBEN				LENGTH LANGE	COMP.DIST KH	PIN BOLZEN	RINGS RINGE	
	PN-31130 PN-31131 PN-31132	STD 0,50 1,00		61,5	30,6 +0,5	20,0x56,5	1,5 1,5 3,0	
RING-SET RINGSATZ	RS-31130 RS-31131	STD 0,50	1,5x1,5x3,0					
BEARING-SETS LAGERSATZE			Position	Shaft Dia Max.	Housing Bore Min.	Wall Thickness Max.	Length Max.	Note
MAINSET HAUPTLAGER	MS-31000 MS-31001 MS-31002	STD 0,25 0,50	1-5	49,955	54,000	2,012	17,03	
BIG-END PLEUELLAGER	BE-31000 BE-31001 BE-31002 BE-31003	STD 0,25 0,50 0,75	1-4	44,956	48,000	1,508	17,13	
TRUST-WASHER ANLAUFSCHIEBE	TW-31000	STD						
FULL-SET MOTORDICHTSATZ	FS-31060		STEEL HEAD GASKET INCLUDED					
HEAD-GASKET KOPFDICHTUNG	HG-31060		STEEL					
Crankshaft Oil Seal Kurbelwellendichtung	OS-31000		FRONT 30x40x7					
Crankshaft Oil Seal Kurbelwellendichtung	OS-31001		REAR 83x100x9					
Camshaft Oil Seal Nockenwellendichtung	OS-31002	(x2)	34x48x7					
VALVE-SEAL VENTILSCHAFTHD.	VS-31000	(x16)						
VALVES VENTILE	VI-31000	IN	33x6x102					
	VE-31000	EX	28,1x6x102					

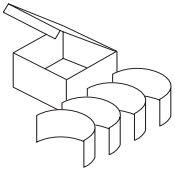
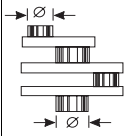
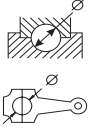
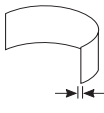

MAZDA
83,00x85,00
Petrol

BP
1839cc

4 cyl. **DOHC 16V Inj. Turbocharged**

1989--
1989--
1989--

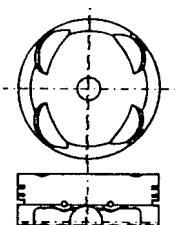
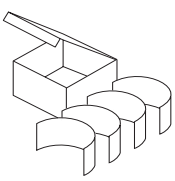
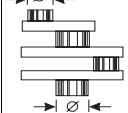
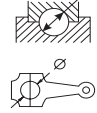
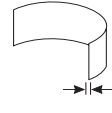
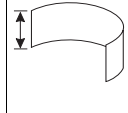
323 1800 16V
Familia 1800 16V
Protégé 1800 16V

RING-SET RINGSATZ	RS-31130 RS-31131	STD 0,50	1,5x1,5x3,0					
BEARING-SETS LAGERSATZ			Position	Shaft Dia Max. 	Housing Bore Min. 	Wall Thickness Max. 	Length Max. 	Note
MAINSET HAUPTLAGER	MS-31000 MS-31001 MS-31002	STD 0,25 0,50	1-5	49,955	54,000	2,012	17,03	
BIG-END PLEUELLAGER	BE-31000 BE-31001 BE-31002 BE-31003	STD 0,25 0,50 0,75	1-4	44,956	48,000	1,508	17,13	
TRUST-WASHER ANLAUFSCHLEIBE	TW-31000	STD						
FULL-SET MOTORDICHTSATZ	FS-31060		STEEL HEAD GASKET INCLUDED					
HEAD-GASKET KOPFDICHTUNG	HG-31060		STEEL					
Crankshaft Oil Seal Kurbelwellendichtung	OS-31000		FRONT 30x40x7					
Crankshaft Oil Seal Kurbelwellendichtung	OS-31001		REAR 83x100x9					
Camshaft Oil Seal Nockenwellendichtung	OS-31002	(x2)	34x48x7					
VALVE-SEAL VENTILSCHAFTD.	VS-31000	(x16)						

MAZDA
83,00x92,00
Petrol

FS
1991cc 4 cyl. **DOHC 16V**

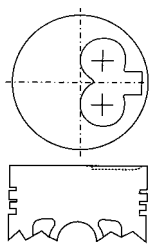
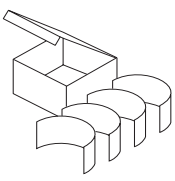
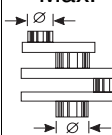
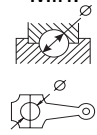
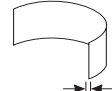
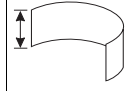
1992-- **626 2000 16V**
1991-- **MX6 2000 16V**

PISTONS KOLBEN				LENGTH LANGE	COMP.DIST KH	PIN BOLZEN	RINGS RINGE	
	PN-31060 PN-31061 PN-31062	STD 0,50 1,00		53,85	29,85 -8,45	19,0x58,0	1,2 1,5 3,0	
RING-SET RINGSATZ	RS-31110 RS-31111	STD 0,50	1,2x1,5x3,0					
BEARING-SETS LAGERSATZE			Position	Shaft Dia Max.	Housing Bore Min.	Wall Thickness Max.	Length Max.	Note
MAINSET HAUPTLAGER	MS-31030 MS-31031 MS-31032	STD 0,25 0,50						
BIG-END PLEUELLAGER	BE-31020 BE-31021 BE-31022	STD 0,25 0,50						
FULL-SET MOTORDICHTSATZ	FS-31070		STEEL HEAD GASKET INCLUDED					
HEAD-GASKET KOPFDICHTUNG	HG-31070		STEEL					
VALVE-SEAL VENTILSCHAFTD.	VS-31000	(x16)						
VALVES VENTILE	VI-31006	IN	31,5x6x89,8					
	VE-31006	EX	27,6x6x89,9					

MAZDA
86,00x86,00
Diesel

RF
1998cc 4 cyl.

1982-- **626 2000**
1982-- **Bongo 2000**
1982-- **Capella 2000**

PISTONS KOLBEN					LENGTH LANGE	COMP.DIST KH	PIN BOLZEN	RINGS RINGE	
alfin pistons	PN-31030	STD			86,2	47,2	25,0x68,0	2,0	
	PN-31031	0,50							2,0
	PN-31032	1,00							4,0
RING-SET RINGSATZ	RS-31000 RS-31001 RS-31002	STD 0,50 1,00	2,0x2,0x4,0						
CYL. LINER ZYL. LAUF.			length	outside diameter	flange diameter	flange depth			
	CL-31000		165,0	89,0	94,0	4,0			
BEARING-SETS LAGERSATZE			Position	Shaft Dia Max.	Housing Bore Min.	Wall Thickness Max.	Length Max.	Note	
									
MAINSET HAUPTLAGER	MS-31010 MS-31011 MS-31012 MS-31013	STD 0,25 0,50 0,75	1,2,4,5 3	59,955 59,955	64,000 64,000	2,010 2,010	18,53 21,13		
BIG-END PLEUELLAGER	BE-31010 BE-31011 BE-31012 BE-31013	STD 0,25 0,50 0,75	1-4	50,955	54,002	1,510	21,13		
PIN-BUSHING PLEUELBUCHSE	PB-31000	STD	SET						
FULL-SET MOTORDICHTSATZ	FS-31020		HEAD GASKET INCLUDED						
HEAD-GASKET KOPFDICHTUNG	HG-31020								
Crankshaft Oil Seal Kurbelwellendichtung	OS-31000		FRONT 30x40x7						
Crankshaft Oil Seal Kurbelwellendichtung	OS-31003		REAR 90x110x9,5						
Camshaft Oil Seal Nockenwellendichtung	OS-31000		30x40x7						

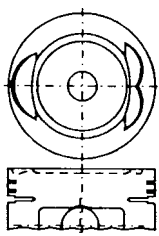
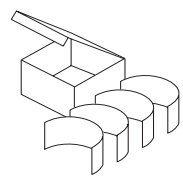


VALVE-SEAL VENTILSCHAFTD.	VS-31001	(x8)	
VALVES VENTILE	VI-31001	IN	41x8x107
	VE-31001	EX	36x8x106,8
VALVE-GUIDES VENTILFUHRUNGEN	VG-31000	IN	14,05x8x40,6
	VG-31001	EX	14,05x8x37,6

MAZDA
86,00x86,00
Petrol

FE
1998cc 4 cyl. **SOHC 8V Injection**

1983-- **Cosmo 2000**
1983-- **B20000 Pick-up**
1983-- **626 2000**
1985-- **929 2000**
1987-- **Capella 2000**

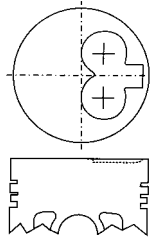
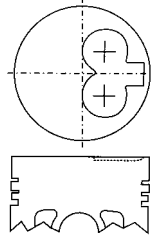
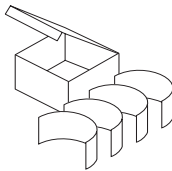
PISTONS KOLBEN					LENGTH LANGE	COMP.DIST KH	PIN BOLZEN	RINGS RINGE
	PN-31070 PN-31071 PN-31072	STD 0,50 1,00			71,00	33,96 -2,8	22,0x67,0	1,5 1,5 4,0
RING-SET RINGSATZ	RS-31120 RS-31121	STD 0,50	1,5x1,5x4,0					
BEARING-SETS LAGERSATZE			Position	Shaft Dia Max.	Housing Bore Min.	Wall Thickness Max.	Length Max.	Note
BIG-END PLEUELLAGER	BE-31010 BE-31011 BE-31012 BE-31013	STD 0,25 0,50 0,75	1-4	50,955	54,002	1,510	21,13	
FULL-SET MOTORDICHTSATZ	FS-31250		HEAD GASKET INCLUDED					
HEAD-GASKET KOPFDICHTUNG	HG-31250							
Crankshaft Oil Seal Kurbelwellendichtung	OS-31002		FRONT 34x48x7					
Camshaft Oil Seal Nockenwellendichtung	OS-31002		34x48x7					
VALVE-GUIDES VENTILFUHRUNGEN	VG-31002	IN/EX	14,4x8,1x50,5					

MAZDA
86,00x94,00
Diesel

R2
2184cc 4 cyl.

1984--
1984--
1984--

E2200 Pick-up
E2200 Bus
E2200 Van

PISTONS KOLBEN					LENGTH LANGE	COMP.DIST KH	PIN BOLZEN	RINGS RINGE
alfin pistons	PN-31030	STD			86,2	47,2	25,0x68,0	2,0
	PN-31031	0,50						2,0
	PN-31032	1,00						4,0
alfin pistons with oil gallery 1991--	PN-31040	STD			86,2	47,2	25,0x68,2	2,0
	PN-31041	0,50						2,0
								3,0
RING-SET RINGSATZ	RS-31000 RS-31001 RS-31002	STD 0,50 1,00	2,0x2,0x4,0					
RING-SET RINGSATZ	RS-31010 RS-31011	STD 0,50	2,0x2,0x3,0					
CYL. LINER ZYL. LAUF.			length	outside diameter	flange diameter	flange depth		
--1991	CL-31000		165,0	89,0	94,0	4,0		
BEARING-SETS LAGERSATZE			Position	Shaft Dia Max.	Housing Bore Min.	Wall Thickness Max.	Length Max.	Note
MAINSET HAUPTLAGER	MS-31010	STD	1,2,4,5 3	59,955	64,000	2,010	18,53	
	MS-31011	0,25						
	MS-31012	0,50						
	MS-31013	0,75						
BIG-END PLEUELLAGER	BE-31010	STD	1-4	50,955	54,002	1,510	21,13	
	BE-31011	0,25						
	BE-31012	0,50						
	BE-31013	0,75						
PIN-BUSHING PLEUELBUCHSE	PB-31000	STD	SET					
FULL-SET MOTORDICHTSATZ	FS-31030		STEEL HEAD GASKET INCLUDED					



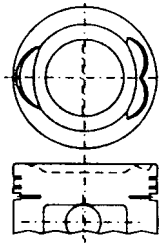
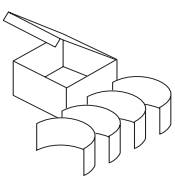
HEAD-GASKET KOPFDICHTUNG	HG-31100		STEEL
Crankshaft Oil Seal Kurbelwellendichtung	OS-31000		FRONT 30x40x7
Crankshaft Oil Seal Kurbelwellendichtung	OS-31003		REAR 90x110x9,5
Camshaft Oil Seal Nockenwellendichtung	OS-31000		30x40x7
VALVE-SEAL VENTILSCHAFTD.	VS-31001	(x8)	
VALVES VENTILE	VI-31001	IN	41x8x107
	VE-31001	EX	36x8x106,8
VALVE-GUIDES VENTILFUHRUNGEN	VG-31000	IN	14,05x8x40,6
	VG-31001	EX	14,05x8x37,6

MAZDA
86,00x94,00
Petrol

F2
2184cc 4 cyl. **SOHC 8V**

1986--

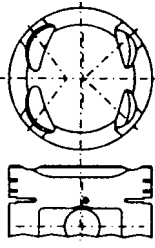
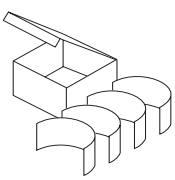
B Series 2200 Pick-up

PISTONS KOLBEN				LENGTH LANGE	COMP.DIST KH	PIN BOLZEN	RINGS RINGE	
	PN-31090 PN-31091 PN-31092	STD 0,50 1,00		71,00	36,1 -5,4	22,0x67,0	1,5 1,5 4,0	
RING-SET RINGSATZ	RS-31120 RS-31121	STD 0,50	1,5x1,5x4,0					
BEARING-SETS LAGERSATZE			Position	Shaft Dia Max.	Housing Bore Min.	Wall Thickness Max.	Length Max.	Note
BIG-END PLEUELLAGER	BE-31010 BE-31011 BE-31012 BE-31013	STD 0,25 0,50 0,75	1-4	50,955	54,002	1,510	21,13	
HEAD-GASKET KOPFDICHTUNG	HG-31030							
Crankshaft Oil Seal Kurbelwellendichtung	OS-31003		REAR	90x110x9,5				
Camshaft Oil Seal Nockenwellendichtung	OS-31002			34x48x7				
VALVE-GUIDES VENTILFUHRUNGEN	VG-31003	IN/EX	14,4x8,1x50,5					

MAZDA
86,00x94,00
Petrol

F2
2184cc 4 cyl. **SOHC 12V**

1988--92 **626 2200i**
1987--92 **929 2200i**
1988-92 **MX6 2200i**
1991-- **FORD PROBE 2200i**

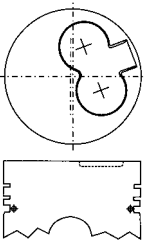
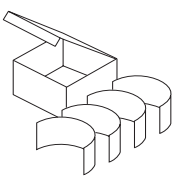
PISTONS KOLBEN				LENGTH LANGE	COMP.DIST KH	PIN BOLZEN	RINGS RINGE	
	PN-31080 PN-31081 PN-31082	STD 0,50 1,00		71,5	36,5 -6,7	22,0x67,0	1,5 1,5 4,0	
RING-SET RINGSATZ	RS-31120 RS-31121	STD 0,50	1,5x1,5x4,0					
BEARING-SETS LAGERSATZE			Position	Shaft Dia Max.	Housing Bore Min.	Wall Thickness Max.	Length Max.	Note
BIG-END PLEUELLAGER	BE-31010 BE-31011 BE-31012 BE-31013	STD 0,25 0,50 0,75	1-4	50,955	54,002	1,510	21,13	
FULL-SET MOTORDICHTSATZ	FS-31050		HEAD GASKET INCLUDED					
HEAD-GASKET KOPFDICHTUNG	HG-31030							
Crankshaft Oil Seal Kurbelwellendichtung	OS-31002		FRONT 34x48x7					
Crankshaft Oil Seal Kurbelwellendichtung	OS-31003		REAR 90x110x9,5					
Camshaft Oil Seal Nockenwellendichtung	OS-31002		34x48x7					
VALVE-SEAL VENTILSCHAFTD.	VS-31002	(x12)						
VALVES VENTILE	VI-31002	IN	32,5x7x115,8					
	VE-31002	EX	34x7x116,2					

MAZDA
95,00x105,00
Diesel

HA
2977cc 4 cyl.

03/77--01/84
03/77--
03/77--

E Series 3000
Parkway 26 3000 Bus
Titan 3000 Bus/Truck

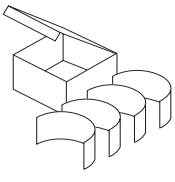
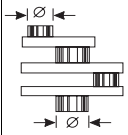
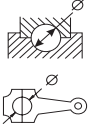
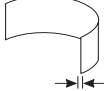
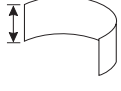
PISTONS KOLBEN			LENGTH LANGE		COMP.DIST KH	PIN BOLZEN	RINGS RINGE	
	PN-31120	STD			100,7	53,7 -2,0	30,0x79,0 2,38 2,38 4,76	
RING-SET RINGSATZ	RS-31200	STD	2,38x2,38x4,76					
CYL. LINER ZYL. LAUF.			length	outside diameter	flange diameter	flange depth		
	CL-31020		189,0	98,5	103,5	3,8+0,8		
BEARING-SETS LAGERSATZE			Position	Shaft Dia Max.	Housing Bore Min.	Wall Thickness Max.	Length Max.	Note
MAINSET HAUPTLAGER	MS-31050 MS-31051 MS-31052 MS-31053	STD 0,25 0,50 0,75	1-5	75,825	80,066	2,093	28,7	
BIG-END PLEUELLAGER	BE-31050 BE-31051 BE-31052 BE-31053 BE-31054	STD 0,25 0,50 0,75 1,00	1-4	61,125	64,833	1,835	28,05	
PIN-BUSHING PLEUELBUCHSE	PB-31050	STD	SET					
FULL-SET MOTORDICHTSATZ	FS-31210		HEAD GASKET INCLUDED --1981					
FULL-SET MOTORDICHTSATZ	FS-31220		HEAD GASKET INCLUDED 1981--					
HEAD-GASKET KOPFDICHTUNG	HG-31210		--1981					
HEAD-GASKET KOPFDICHTUNG	HG-31220		1981--					

MITSUBISHI
73,00x74,00
Petrol

4G36
1238cc 4cyl.

09/81--84
08/77--84

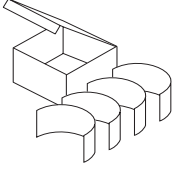
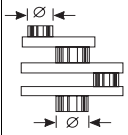
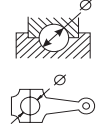
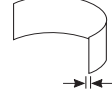
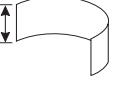
Colt 1200(AT75)
Lancer 1200(AT75)

BEARING-SETS LAGERSATZE			Position	Shaft Dia Max. 	Housing Bore Min. 	Wall Thickness Max. 	Length Max. 	Note
MAINSET HAUPTLAGER	MS-32000 MS-32001 MS-32002 MS-32003	STD 0,25 0,50 0,75	1,2,4,5 3	57,000 57,000	61,000 61,000	1,990 1,990	23,13 28,95	
BIG-END PLEUELLAGER	BE-32000 BE-32001 BE-32002 BE-32003	STD 0,25 0,50 0,75	1-4	45,000	48,000	1,493	23,63	
Crankshaft Oil Seal Kurbelwellendichtung	OS-32000		FRONT	44x60x7				
Crankshaft Oil Seal Kurbelwellendichtung	OS-32001		REAR	72x96x9				
Camshaft Oil Seal Nockenwellendichtung	OS-32002			35x50x8				
Oil Seal Dichtung	OS-32003		OIL PUMP	17x28x7				

MITSUBISHI
73,00x86,00
Petrol

4G33
1439cc 4cyl.

1982--86 **L300 1400(L031P)**
1987-- **L300 1400(P01V)**
1984--02/88 **Forklift 1400(FG15/FGC10)**
10/82-- **Delica 1400(L036P)**

BEARING-SETS LAGERSATZE			Position	Shaft Dia Max. 	Housing Bore Min. 	Wall Thickness Max. 	Length Max. 	Note
MAINSET HAUPTLAGER	MS-32000 MS-32001 MS-32002 MS-32003	STD 0,25 0,50 0,75	1,2,4,5 3	57,000 57,000	61,000 61,000	1,990 1,990	23,13 28,95	
BIG-END PLEUELLAGER	BE-32000 BE-32001 BE-32002 BE-32003	STD 0,25 0,50 0,75	1-4	45,000	48,000	1,493	23,63	
Crankshaft Oil Seal Kurbelwellendichtung	OS-32000		FRONT	44x60x7				
Crankshaft Oil Seal Kurbelwellendichtung	OS-32001		REAR	72x96x9				
Camshaft Oil Seal Nockenwellendichtung	OS-32002			35x50x8				
Oil Seal Dichtung	OS-32003		OIL PUMP	17x28x7				

MITSUBISHI
75,50x82,00
Petrol

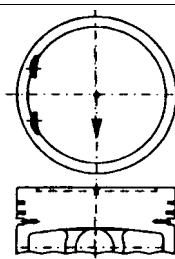
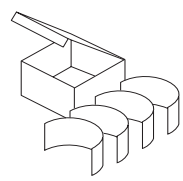
4G15
1468cc

4 cyl. **12V**

MITSUBISHI

05/89--

Lancer 1500 (C62A)

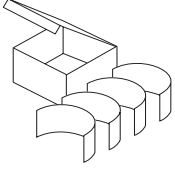
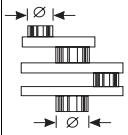
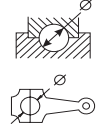
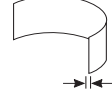
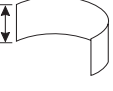
PISTONS KOLBEN					LENGTH LANGE	COMP.DIST KH	PIN BOLZEN	RINGS RINGE
	PN-32170 PN-32171 PN-32172	STD 0,50 1,00			58,0	29,0 -0,5	18,0x56,0	1,2 1,5 3,0
RING-SET RINGSATZ	RS-32220 RS-32221	STD 0,50			1,2x1,5x3,0			
BEARING-SETS LAGERSATZE			Position	Shaft Dia Max.	Housing Bore Min.	Wall Thickness Max.	Length Max.	Note
MAINSET HAUPTLAGER		MS-32100 MS-32101 MS-32102 MS-32103	STD 0,25 0,50 0,75	1,2,4 3	48,000 48,000	52,000 52,000	1,990 1,990	19,13 23,95
BIG-END PLEUELLAGER	BE-32100 BE-32101 BE-32102 BE-32103	STD 0,25 0,50 0,75	1-4	42,000	45,000	1,493	15,63	
FULL-SET MOTORDICHTSATZ	FS-32250		HEAD GASKET INCLUDED					
HEAD-GASKET KOPFDICHTUNG	HG-32250							
Crankshaft Oil Seal Kurbelwellendichtung	OS-32001		REAR	72x96x9				
Camshaft Oil Seal Nockenwellendichtung	OS-32002		35x50x8					

mitsubishi
76,90x86,00
Petrol

4G32
1597cc 4cyl.

09/81--09/84
11/86--
04/80--09/84
06/84--12/87
10/84--

Colt 1600
L300
Galant 1600(E161)
Galant 1600(E11A)
Sigma 1600(E11A)

BEARING-SETS LAGERSATZE			Position	Shaft Dia Max.	Housing Bore Min.	Wall Thickness Max.	Length Max.	Note
								
MAINSET HAUPTLAGER	MS-32000 MS-32001 MS-32002 MS-32003	STD 0,25 0,50 0,75	1,2,4,5 3	57,000 57,000	61,000 61,000	1,990 1,990	23,13 28,95	
BIG-END PLEUELLAGER	BE-32000 BE-32001 BE-32002 BE-32003	STD 0,25 0,50 0,75	1-4	45,000	48,000	1,493	23,63	
Crankshaft Oil Seal Kurbelwellendichtung	OS-32000		FRONT	44x60x7				
Crankshaft Oil Seal Kurbelwellendichtung	OS-32001		REAR	72x96x9				
Camshaft Oil Seal Nockenwellendichtung	OS-32002			35x50x8				
Oil Seal Dichtung	OS-32003		OIL PUMP	17x28x7				
Oil Seal Dichtung	OS-32004		BALANCE SHAFT	28x40x8				

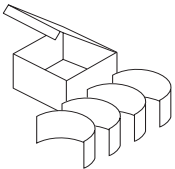
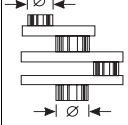
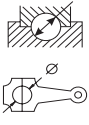
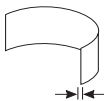

MITSUBISHI
81,00x77,50
Petrol

4G92
1597cc

4 cyl. **DOHC 16V**

1992--
1992--

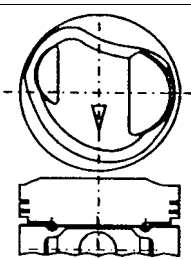
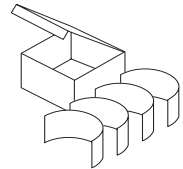
Colt 1600 16V
Lanser 1600 16V

RING-SET RINGSATZ	RS-32230	STD	1,2x1,2x2,8					
BEARING-SETS LAGERSATZE			Position	Shaft Dia Max. 	Housing Bore Min. 	Wall Thickness Max. 	Length Max. 	Note
MAINSET HAUPTLAGER	MS-32060 MS-32061 MS-32062	STD 0,25 0,50	1-5	50,000	54,000	1,990	19,13	
BIG-END PLEUELLAGER	BE-32060 BE-32061 BE-32062	STD 0,25 0,50	1-4	45,000	48,000	1,490	16,8	
FULL-SET MOTORDICHTSATZ	FS-32260		HEAD GASKET INCLUDED					
HEAD-GASKET KOPFDICHTUNG	HG-32260							

MITSUBISHI
80,60x86,00
Petrol

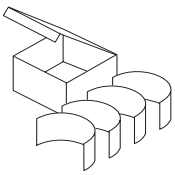
4G37
1755cc 4cyl. **SOHC 8V**

01/88-- Eterna 1800(E32A)
1990-92 Eclipse 1800
10/87-- Galant 1800(E32A)
1984-91 Space Wagon 1800
01/87-- Tredia 1800(A125A/A215G)

PISTONS KOLBEN				LENGTH LANGE	COMP.DIST KH	PIN BOLZEN	RINGS RINGE	
	PN-32200 PN-32201 PN-32202	STD 0,50 1,00		71,8	34,0 +3,8	19,0x64,0	1,5 1,5 4,0	
RING-SET RINGSATZ	RS-32200 RS-32201	STD 0,50	1,5x1,5x4,0					
BEARING-SETS LAGERSATZE			Position	Shaft Dia Max.	Housing Bore Min.	Wall Thickness Max.	Length Max.	Note
MAINSET HAUPTLAGER	MS-32000 MS-32001 MS-32002 MS-32003	STD 0,25 0,50 0,75	1,2,4,5 3	57,000 57,000	61,000 61,000	1,990 1,990	23,13 28,95	
BIG-END PLEUELLAGER	BE-32000 BE-32001 BE-32002 BE-32003	STD 0,25 0,50 0,75	1-4	45,000	48,000	1,493	23,63	
FULL-SET MOTORDICHTSATZ	FS-32200		HEAD GASKET INCLUDED					
HEAD-GASKET KOPFDICHTUNG	HG-32200							
VALVE-SEAL VENTILSCHAFTD.	VS-32000	(x8)						
Crankshaft Oil Seal Kurbelwellendichtung	OS-32000		FRONT	44x60x7				
Crankshaft Oil Seal Kurbelwellendichtung	OS-32001		REAR	72x96x9				
Camshaft Oil Seal Nockenwellendichtung	OS-32002		35x50x8					
Oil Seal Dichtung	OS-32003		OIL PUMP	17x28x7				
Oil Seal Dichtung	OS-32004		BALANCE SHAFT	28x40x8				
VALVES	VI-32200	IN	42x8x98					
VENTILE	VE-32200	EX	34x8x95,5					

MITSUBISHI **4D65**
 80,60x88,00 1795cc 4 cyl.
Diesel

1984--92 **Colt 1800D(C14)**
1984--88 **Galant(E14A)**
1984--89 **Lancer 1800D**
1984--88 **Spacewagon 1800D(D09)**

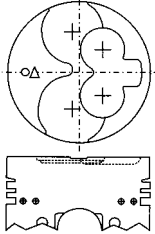
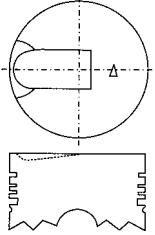
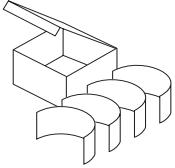
RING-SET RINGSATZ	RS-32000 RS-32001 RS-32002	STD 0,50 1,00	2,0(key)x2,0(key)x4,0					
CYL. LINER ZYL. LAUF.			length	outside diameter	flange diameter	flange depth		
	CL-32000		146,0	84,6				
BEARING-SETS LAGERSATZE			Position	Shaft Dia Max.	Housing Bore Min.	Wall Thickness Max.	Length Max.	Note
MAINSET HAUPTLAGER	MS-32000 MS-32001 MS-32002 MS-32003	STD 0,25 0,50 0,75	1,2,4,5 3	57,000 57,000	61,000 61,000	1,990 1,990	23,13 28,95	
BIG-END PLEUELLAGER	BE-32000 BE-32001 BE-32002 BE-32003	STD 0,25 0,50 0,75	1-4	45,000	48,000	1,493	23,63	
PIN-BUSHING PLEUELBUCHSE	PB-32000	STD	SET					
ROCKER ARM	RA-32004	IN/EX						
FULL-SET MOTORDICHTSATZ	FS-32000		HEAD GASKET INCLUDED					
HEAD-GASKET KOPFDICHTUNG	HG-32000							
Crankshaft Oil Seal Kurbelwellendichtung	OS-32000		FRONT 44x60x7					
Crankshaft Oil Seal Kurbelwellendichtung	OS-32005		REAR 80x96x9					
Camshaft Oil Seal Nockenwellendichtung	OS-32002		35x50x8					
Oil Seal Dichtung	OS-32003		OIL PUMP 17x28x7					
Oil Seal Dichtung	OS-32006		BALANCE SHAFT 25x35x6					
VALVE-SEAL VENTILSCHAFTD.	VS-32000	(x8)						
VALVES VENTILE	VI-32016	IN	36x8x118,6					
	VE-32016	EX	32x8x119,1					

MITSUBISHI
80,60x88,00
Diesel Turbo

4D65T
1795cc 4 cyl.

05/85--08/87
1984--92
1985--91

Sigma 1800 Turbo
Galant(E14A)
Spacewagon 1800TD

PISTONS KOLBEN			LENGTH LANGE		COMP.DIST KH	PIN BOLZEN	RINGS RINGE	
alfin pistons --1988	PN-32010 PN-32011 PN-32012	STD 0,50 1,00			78,8	41,8 -2,1	25,0x68,0 2,0(KEY) 2,0(KEY) 4,0	
alfin pistons 1988--	PN-32020 PN-32021 PN-32022	STD 0,50 1,00			78,8	41,8 -3,6	25,0x67,9 2,0(KEY) 2,0(KEY) 4,0	
RING-SET RINGSATZ	RS-32000 RS-32001 RS-32002	STD 0,50 1,00	2,0(key)x2,0(key)x4,0					
CYL. LINER ZYL. LAUF.			length	outside diameter	flange diameter	flange depth		
	CL-32000		146,0	84,6				
BEARING-SETS LAGERSATZE			Position	Shaft Dia Max.	Housing Bore Min.	Wall Thickness Max.	Length Max.	Note
MAINSET HAUPTLAGER	MS-32000 MS-32001 MS-32002 MS-32003	STD 0,25 0,50 0,75	1,2,4,5 3	57,000 57,000	61,000 61,000	1,990 1,990	23,13 28,95	
BIG-END PLEUELLAGER	BE-32000 BE-32001 BE-32002 BE-32003	STD 0,25 0,50 0,75	1-4	45,000	48,000	1,493	23,63	
PIN-BUSHING PLEUELBUCHSE	PB-32000	STD	SET					
ROCKER ARM	RA-32004	IN/EX						
FULL-SET MOTORDICHTSATZ	FS-32000		HEAD GASKET INCLUDED					
HEAD-GASKET KOPFDICHTUNG	HG-32000							

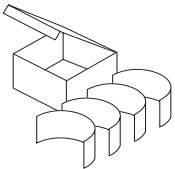


Crankshaft Oil Seal Kurbelwellendichtung	OS-32000		FRONT 44x60x7
Crankshaft Oil Seal Kurbelwellendichtung	OS-32005		REAR 80x96x9
Camshaft Oil Seal Nockenwellendichtung	OS-32002		35x50x8
Oil Seal Dichtung	OS-32003		OIL PUMP 17x28x7
Oil Seal Dichtung	OS-32006		BALANCE SHAFT 25x35x6
VALVE-SEAL VENTILSCHAFTD.	VS-32000	(x8)	

MITSUBISHI
81,00x89,00
Petrol

4G93
1834cc 4 cyl. **DOHC/SOHC**

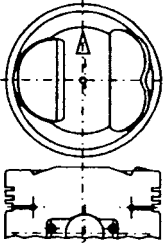
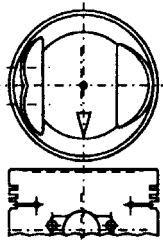
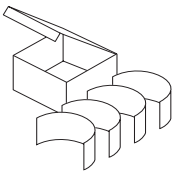
10/95-- Carisma 1,8 GLS SOHC 16V Injection
10/95-- Carisma 1,8 GLX SOHC 16V Injection
1992-- Colt 1800 GTI DOHC 16V Injection
1992-- Lanser 1800 DOHC 16V Injection

RING-SET RINGSATZ	RS-32230	STD	1,2x1,2x2,8					
BEARING-SETS LAGERSATZE			Position	Shaft Dia Max.	Housing Bore Min.	Wall Thickness Max.	Length Max.	Note
MAINSET HAUPTLAGER	MS-32060 MS-32061 MS-32062	STD 0,25 0,50	1-5	50,000	54,000	1,990	19,13	
BIG-END PLEUELLAGER	BE-32060 BE-32061 BE-32062	STD 0,25 0,50	1-4	45,000	48,000	1,490	16,8	
FULL-SET MOTORDICHTSATZ	FS-32080	SOHC	HEAD GASKET INCLUDED					
HEAD-GASKET KOPFDICHTUNG	HG-32060	SOHC						
TENSION ROLLER SPANNROLLEN	TR-32008	SOHC DOHC						
VALVES VENTILE	VI-32006	IN SOHC	30x6x110					
	VE-32006	EX SOHC	27x6x113,5					
VALVES VENTILE	VI-32007	IN DOHC	32,9x6x104,5					
	VE-32007	EX DOHC	28x6x104					

MITSUBISHI
85,00x88,00
Petrol

4G63
1997cc 4cyl. **8V**

80-- Lancer(A163/A164)
09//81--04/84 Galant(A163)
04/84-- Galant(E15A)
85-- L300(L037)
86--91 SpaceWagon(D04/D08)

PISTONS KOLBEN				LENGTH	COMP.DIST	PIN	RINGS	
				LANGE	KH	BOLZEN	RINGE	
	PN-32300 PN-32301 PN-32302	STD 0,50 1,00		74,0	35,0 +2,0	21,0x72,0	2,0 2,0 4,0	
	PN-32310 PN-32311 PN-32312	STD 0,50 1,00		72,0	35,0 -0,9	21,0x72,0	2,0 2,0 4,0	
RING-SET RINGSATZ	RS-32150 RS-32151	STD 0,50	2,0x2,0x4,0					
RING-SET RINGSATZ	RS-32160 RS-32161	STD 0,50	1,5x1,5x4,0					
RING-SET RINGSATZ	RS-32140 RS-32141	STD 0,50	1,2x1,5x3,0					
BEARING-SETS LAGERSATZE			Position	Shaft Dia Max.	Housing Bore Min.	Wall Thickness Max.	Length Max.	Note
MAINSET HAUPTLAGER	MS-32000 MS-32001 MS-32002 MS-32003	STD 0,25 0,50 0,75	1,2,4,5 3	57,000 57,000	61,000 61,000	1,990 1,990	23,13 28,95	
MAINSET HAUPTLAGER	MS-32010 MS-32011 MS-32012 MS-32013	STD 0,25 0,50 0,75	1,2,4,5 3	57,000 57,000	61,000 61,000	1,990 1,990	20,63 25,45	02/92--
BIG-END PLEUELLAGER	BE-32000 BE-32001 BE-32002 BE-32003	STD 0,25 0,50 0,75	1-4	45,000	48,000	1,493	23,63	
BIG-END PLEUELLAGER	BE-32010 BE-32011 BE-32012 BE-32013	STD 0,25 0,50 0,75	1-4	45,000	48,000	1,490	21,23	02/92--



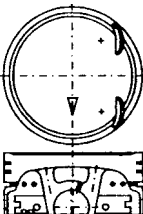
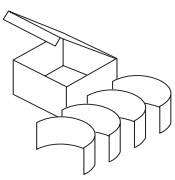
FULL-SET MOTORDICHTSATZ	FS-32100		HEAD GASKET INCLUDED 09/81--04/84
FULL-SET MOTORDICHTSATZ	FS-32110		HEAD GASKET INCLUDED 04/84--
HEAD-GASKET KOPFDICHTUNG	HG-32100		
Crankshaft Oil Seal Kurbelwellendichtung	OS-32000		FRONT 44x60x7
Crankshaft Oil Seal Kurbelwellendichtung	OS-32005		REAR 80x96x9
Camshaft Oil Seal Nockenwellendichtung	OS-32002		35x50x8
Oil Seal Dichtung	OS-32003		OIL PUMP 17x28x7
Oil Seal Dichtung	OS-32006		BALANCE SHAFT 25x35x6
VALVE-SEAL VENTILSCHAFTD.	VS-32000	(x8)	

MITSUBISHI
85,00x88,00
Petrol

4G63
1997cc 4cyl. **SOHC 16V**

MITSUBISHI

1992-- SpaceWagon(N33)
1992-- Galant 2000 16V
1995-- SpaceGear 2.0 16V

PISTONS KOLBEN					LENGTH LANGE	COMP.DIST KH	PIN BOLZEN	RINGS RINGE
	PN-32340 PN-32341 PN-32342	STD 0,50 1,00			67,0	35,0 -1,1	22,0x62,0	1,2 1,5 2,8
RING-SET RINGSATZ	RS-32130 RS-32131	STD 0,50			1,2x1,5x2,8			
BEARING-SETS LAGERSATZE			Position	Shaft Dia Max.	Housing Bore Min.	Wall Thickness Max.	Length Max.	Note
MAINSET HAUPTLAGER		MS-32000 MS-32001 MS-32002 MS-32003	STD 0,25 0,50 0,75	1,2,4,5 3	57,000 57,000	61,000 61,000	1,990 1,990	23,13 28,95
MAINSET HAUPTLAGER	MS-32010 MS-32011 MS-32012 MS-32013	STD 0,25 0,50 0,75	1,2,4,5 3	57,000 57,000	61,000 61,000	1,990 1,990	20,63 25,45	02/92--
BIG-END PLEUELLAGER	BE-32000 BE-32001 BE-32002 BE-32003	STD 0,25 0,50 0,75	1-4	45,000	48,000	1,493	23,63	
BIG-END PLEUELLAGER	BE-32010 BE-32011 BE-32012 BE-32013	STD 0,25 0,50 0,75	1-4	45,000	48,000	1,490	21,23	02/92--
FULL-SET MOTORDICHTSATZ	FS-32130		HEAD GASKET INCLUDED					
HEAD-GASKET KOPFDICHTUNG	HG-32130							
Crankshaft Oil Seal Kurbelwellendichtung	OS-32000		FRONT 44x60x7					
Crankshaft Oil Seal Kurbelwellendichtung	OS-32005		REAR 80x96x9					
Camshaft Oil Seal Nockenwellendichtung	OS-32002		35x50x8					



Oil Seal Dichtung	OS-32006		BALANCE SHAFT 25x35x6
VALVES VENTILE	VI-32012	IN	33,1x6x113,5
	VE-32012	EX	29x6x114,2

MITSUBISHI
85,00x88,00
Petrol

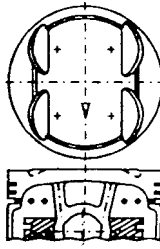
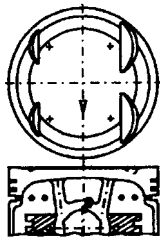
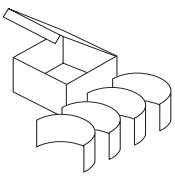
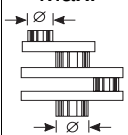
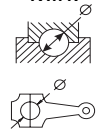
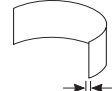
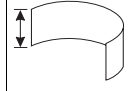
4G63
1997cc

4cyl. **DOHC 16V**

MITSUBISHI

1991--
1987--02/93

Eclipse 2000 16V
Galant 2000 Gti-16V

PISTONS KOLBEN				LENGTH LANGE	COMP.DIST KH	PIN BOLZEN	RINGS RINGE	
	PN-32320 PN-32321 PN-32322	STD 0,50 1,00		67,7	35,0 +0,7	21,0x66,0	1,2 1,5 3,0	
	PN-32330 PN-32331 PN-32332	STD 0,50 1,00		67,0	35,0 -0,6	21,0x66,0	1,2 1,5 3,0	
RING-SET RINGSATZ	RS-32140 RS-32141	STD 0,50	1,2x1,5x3,0					
BEARING-SETS LAGERSATZ			Position	Shaft Dia Max. 	Housing Bore Min. 	Wall Thickness Max. 	Length Max. 	Note
MAINSET HAUPTLAGER	MS-32000 MS-32001 MS-32002 MS-32003	STD 0,25 0,50 0,75	1,2,4,5 3	57,000 57,000	61,000 61,000	1,990 1,990	23,13 28,95	
MAINSET HAUPTLAGER	MS-32010 MS-32011 MS-32012 MS-32013	STD 0,25 0,50 0,75	1,2,4,5 3	57,000 57,000	61,000 61,000	1,990 1,990	20,63 25,45	02/92--
BIG-END PLEUELLAGER	BE-32000 BE-32001 BE-32002 BE-32003	STD 0,25 0,50 0,75	1-4	45,000	48,000	1,493	23,63	
BIG-END PLEUELLAGER	BE-32010 BE-32011 BE-32012 BE-32013	STD 0,25 0,50 0,75	1-4	45,000	48,000	1,490	21,23	02/92--

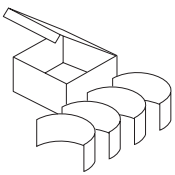


FULL-SET MOTORDICHTSATZ	FS-32120		HEAD GASKET INCLUDED
HEAD-GASKET KOPFDICHTUNG	HG-32120		
Crankshaft Oil Seal Kurbelwellendichtung	OS-32000		FRONT 44x60x7
Crankshaft Oil Seal Kurbelwellendichtung	OS-32005		REAR 80x96x9
Camshaft Oil Seal Nockenwellendichtung	OS-32002	(x2)	35x50x8
Oil Seal Dichtung	OS-32006		BALANCE SHAFT 25x35x6
VALVES VENTILE	VI-32011	IN	34,0x6,6x109,7
	VE-32010	EX	30,5x6,6x109,7

MITSUBISHI
82,70x93,00
Diesel

4D68
1998cc 4 cyl.

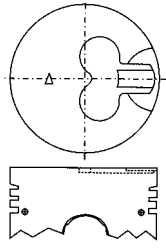
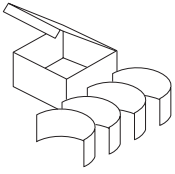
1992-- Lancer(CA0/CA0W)
1993-- Galant(E50)
1992-- Spacewagon(N30)

RING-SET RINGSATZ	RS-32010 RS-32011 RS-32012	STD 0,50 1,00	2,0(key)x2,0(key)x3,0					
CYL. LINER ZYL. LAUF.			length	outside diameter	flange diameter	flange depth		
	CL-32010		150,0	86,7				
BEARING-SETS LAGERSATZE			Position	Shaft Dia Max.	Housing Bore Min.	Wall Thickness Max.	Length Max.	Note
MAINSET HAUPTLAGER	MS-32010 MS-32011 MS-32012 MS-32013	STD 0,25 0,50 0,75	1,2,4,5 3	57,000 57,000	61,000 61,000	1,990 1,990	20,63 25,45	
BIG-END PLEUELLAGER	BE-32010 BE-32011 BE-32012 BE-32013	STD 0,25 0,50 0,75	1-4	45,000	48,000	1,490	21,23	
PIN-BUSHING PLEUELBUCHSE	PB-32000	STD	SET					
ROCKER ARM	RA-32004	IN/EX						
FULL-SET MOTORDICHTSATZ	FS-32010		HEAD GASKET INCLUDED					
HEAD-GASKET KOPFDICHTUNG	HG-32010							
Crankshaft Oil Seal Kurbelwellendichtung	OS-32000		FRONT 44x60x7					
Camshaft Oil Seal Nockenwellendichtung	OS-32002		35x50x8					
Oil Seal Dichtung	OS-32006		BALANCE SHAFT 25x35x6					
VALVE-SEAL VENTILSCHAFTD.	VS-32000	(x8)						

mitsubishi
82,70x93,00
Diesel Turbo

4D68T
1998cc 4 cyl.

1992-- Lancer(CA0/CA0W)
1993-- Galant(E50)
1992-- Spacewagon(N30)

PISTONS KOLBEN			LENGTH LANGE		COMP.DIST KH	PIN BOLZEN	RINGS RINGE	
alfin pistons with oil gallery	PN-32030 PN-32031 PN-32032	STD 0,50 1,00			76,3	39,3 -1,5	25,0x66,0 2,0(KEY) 2,0(KEY) 3,0	
RING-SET RINGSATZ	RS-32010 RS-32011 RS-32012	STD 0,50 1,00	2,0(key)x2,0(key)x3,0					
CYL. LINER ZYL. LAUF.			length	outside diameter	flange diameter	flange depth		
	CL-32010		150,0	86,7				
BEARING-SETS LAGERSATZE			Position	Shaft Dia Max.	Housing Bore Min.	Wall Thickness Max.	Length Max.	Note
MAINSET HAUPTLAGER	MS-32010 MS-32011 MS-32012 MS-32013	STD 0,25 0,50 0,75	1,2,4,5 3	57,000 57,000	61,000 61,000	1,990 1,990	20,63 25,45	
BIG-END PLEUELLAGER	BE-32010 BE-32011 BE-32012 BE-32013	STD 0,25 0,50 0,75	1-4	45,000	48,000	1,490	21,23	
PIN-BUSHING PLEUELBUCHSE	PB-32000	STD	SET					
ROCKER ARM	RA-32004	IN/EX						
FULL-SET MOTORDICHTSATZ	FS-32010		HEAD GASKET INCLUDED					
HEAD-GASKET KOPFDICHTUNG	HG-32010							



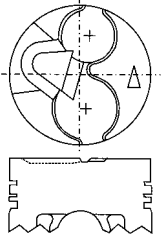
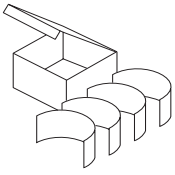
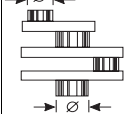
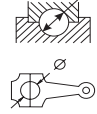
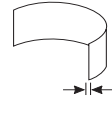
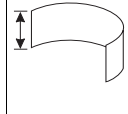
Crankshaft Oil Seal Kurbelwellendichtung	OS-32000		FRONT 44x60x7
Camshaft Oil Seal Nockenwellendichtung	OS-32002		35x50x8
Oil Seal Dichtung	OS-32006		BALANCE SHAFT 25x35x6
GUIDE ROLLER FUHRUGNGSROLLE	TR-32003		
VALVE-SEAL VENTILSCHAFTD.	VS-32000	(x8)	

mitsubishi
91,10x90,00
Diesel

4D55
2346cc

4 cyl.

1986--88 **Canter 2300**
1980--88 **Galant 2300**
1994-- **Galant 2300**
1980--88 **L300**
1982--88 **Pajero 2300**

PISTONS KOLBEN					LENGTH LANGE	COMP.DIST KH	PIN BOLZEN	RINGS RINGE
	PN-32040 PN-32041 PN-32042	STD 0,50 1,00			88,7	48,7 -3,0	29,0x75,0	2,5 2,0 4,0
RING-SET RINGSATZ	RS-32020 RS-32021 RS-32022	STD 0,50 1,00	2,5x2,0x4,0					
CYL. LINER ZYL. LAUF.			length	outside diameter	flange diameter	flange depth		
	CL-32020		165,0	94,1				
BEARING-SETS LAGERSATZE			Position	Shaft Dia Max.	Housing Bore Min.	Wall Thickness Max.	Length Max.	Note
								
MAINSET HAUPTLAGER	MS-32020 MS-32021 MS-32022 MS-32023	STD 0,25 0,50 0,75	1,2,4,5 3	66,000 66,000	70,000 70,000	1,990 1,990	25,13 30,95	
BIG-END PLEUELLAGER	BE-32020 BE-32021 BE-32022 BE-32023 BE-32024	STD 0,25 0,50 0,75 1,00	1-4	53,000	56,007	1,493	25,13	
PIN-BUSHING PLEUELBUCHSE	PB-32010	STD	SET					
CAM-SHAFT HOLDER (SET 5 pcs)	CH-32000							
ROCKER ARM SHAFT	RR-32000							
ROCKER ARM	RA-32002	IN						
ROCKER ARM	RA-32003	EX						

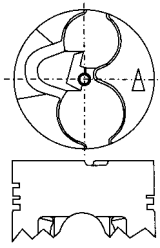
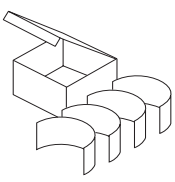
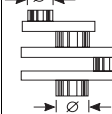
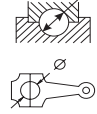
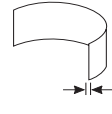
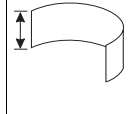


FULL-SET MOTORDICHTSATZ	FS-32020		HEAD GASKET INCLUDED
HEAD-SET KOPFSATZ	HS-32020		HEAD GASKET INCLUDED
HEAD-GASKET KOPFDICHTUNG	HG-32020		
Crankshaft Oil Seal Kurbelwellendichtung	OS-32000		FRONT 44x60x7
Crankshaft Oil Seal Kurbelwellendichtung	OS-32005		REAR 80x96x9
Camshaft Oil Seal Nockenwellendichtung	OS-32002		35x50x8
Oil Seal Dichtung	OS-32003		OIL PUMP 17x28x7
Oil Seal Dichtung	OS-32006		BALANCE SHAFT 25x35x6
VALVE-SEAL VENTILSCHAFTD.	VS-32000	(x8)	
VALVES VENTILE	VI-32000	IN	40x8x136,5
	VE-32000	EX	34x8x136,5
VALVE-GUIDES VENTILFUHRUNGEN	VG-32000	IN	13,1x8x71
	VG-32001	EX	13,1x8x74

mitsubishi
91,10x90,00
Diesel Turbo

4D55T
2346cc 4 cyl.

1982--86 L200 2300 Turbo
1982--86 L300 2300 Turbo
1982--86 Pajero 2300 Turbo
1983--86 Shogun 2300 Turbo
1981--86 Sigma 2300 Turbo

PISTONS KOLBEN					LENGTH LANGE	COMP.DIST KH	PIN BOLZEN	RINGS RINGE
alfin pistons	PN-32050 PN-32051 PN-32052	STD 0,50 1,00			88,7	48,7 -3,0	29,0x75,0	2,5(KEY) 2,0(KEY) 4,0
RING-SET RINGSATZ	RS-32030 RS-32031 RS-32032	STD 0,50 1,00	2,5(key)x2,0(key)x4,0					
CYL. LINER ZYL. LAUF.			length	outside diameter	flange diameter	flange depth		
	CL-32020		165,0	94,1				
BEARING-SETS LAGERSATZE			Position	Shaft Dia Max.	Housing Bore Min.	Wall Thickness Max.	Length Max.	Note
								
MAINSET HAUPTLAGER	MS-32020 MS-32021 MS-32022 MS-32023	STD 0,25 0,50 0,75	1,2,4,5 3	66,000 66,000	70,000 70,000	1,990 1,990	25,13 30,95	
BIG-END PLEUELLAGER	BE-32020 BE-32021 BE-32022 BE-32023 BE-32024	STD 0,25 0,50 0,75 1,00	1-4	53,000	56,007	1,493	25,13	
PIN-BUSHING PLEUELBUCHSE	PB-32010	STD	SET					
CAM-SHAFT HOLDER (SET 5 pcs)	CH-32000							
ROCKER ARM SHAFT	RR-32000							
ROCKER ARM	RA-32002	IN						
ROCKER ARM	RA-32003	EX						

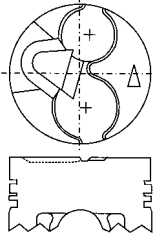
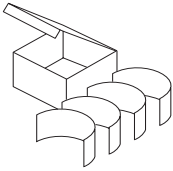

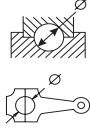
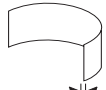
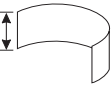


FULL-SET MOTORDICHTSATZ	FS-32020		HEAD GASKET INCLUDED
HEAD-SET KOPFSATZ	HS-32020		HEAD GASKET INCLUDED
HEAD-GASKET KOPFDICHTUNG	HG-32020		
Crankshaft Oil Seal Kurbelwellendichtung	OS-32000		FRONT 44x60x7
Crankshaft Oil Seal Kurbelwellendichtung	OS-32005		REAR 80x96x9
Camshaft Oil Seal Nockenwellendichtung	OS-32002		35x50x8
Oil Seal Dichtung	OS-32003		OIL PUMP 17x28x7
Oil Seal Dichtung	OS-32006		BALANCE SHAFT 25x35x6
VALVE-SEAL VENTILSCHAFTD.	VS-32000	(x8)	
VALVES VENTILE	VI-32000	IN	40x8x136,5
	VE-32000	EX	34x8x136,5
VALVE-GUIDES VENTILFUHRUNGEN	VG-32000	IN	13,1x8x71
	VG-32001	EX	13,1x8x74

mitsubishi
91,10x95,00
Diesel

4D56
2476cc 4 cyl.

1987--88 **Canter 2500D**
06/86-- **Delica 2500D**
1986--90 **L200/L300 2500D**
1986-- **Montero 2500D**
1986-- **Pajero 2500D**

PISTONS KOLBEN			LENGTH LANGE		COMP.DIST KH	PIN BOLZEN	RINGS RINGE	
	PN-32040 PN-32041 PN-32042	STD 0,50 1,00			88,7	48,7 -3,0	29,0x75,0 2,5 2,0 4,0	
RING-SET RINGSATZ	RS-32020 RS-32021 RS-32022	STD 0,50 1,00	2,5x2,0x4,0					
CYL. LINER ZYL. LAUF.			length	outside diameter	flange diameter	flange depth		
	CL-32020		165,0	94,1				
BEARING-SETS LAGERSATZE			Position	Shaft Dia Max.	Housing Bore Min.	Wall Thickness Max.	Length Max.	Note
								
MAINSET HAUPTLAGER	MS-32020 MS-32021 MS-32022 MS-32023	STD 0,25 0,50 0,75	1,2,4,5 3	66,000 66,000	70,000 70,000	1,990 1,990	25,13 30,95	
BIG-END PLEUELLAGER	BE-32020 BE-32021 BE-32022 BE-32023 BE-32024	STD 0,25 0,50 0,75 1,00	1-4	53,000	56,007	1,493	25,13	
PIN-BUSHING PLEUELBUCHSE	PB-32010	STD	SET					
CAM-SHAFT NOCKENWELLE	CS-32000							
CAM-SHAFT HOLDER (SET 5 pcs)	CH-32000							
ROCKER ARM SHAFT	RR-32000							
ROCKER ARM	RA-32000	IN						
ROCKER ARM	RA-32001	EX						

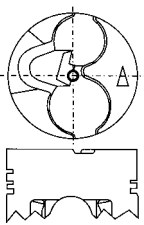
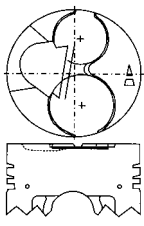
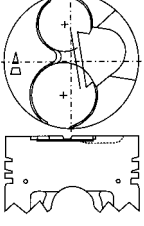
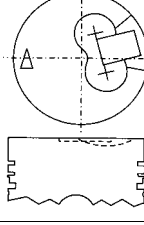
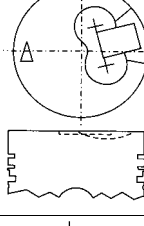
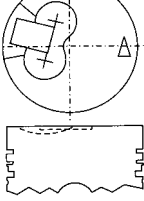


FULL-SET MOTORDICHTSATZ	FS-32020		HEAD GASKET INCLUDED
HEAD-SET KOPFSATZ	HS-32020		HEAD GASKET INCLUDED
HEAD-GASKET KOPFDICHTUNG	HG-32020		
Crankshaft Oil Seal Kurbelwellendichtung	OS-32000		FRONT 44x60x7
Crankshaft Oil Seal Kurbelwellendichtung	OS-32005		REAR 80x96x9
Camshaft Oil Seal Nockenwellendichtung	OS-32002		35x50x8
Oil Seal Dichtung	OS-32003		OIL PUMP 17x28x7
Oil Seal Dichtung	OS-32006		BALANCE SHAFT 25x35x6
VALVE-SEAL VENTILSCHAFTD.	VS-32000	(x8)	
VALVES VENTILE	VI-32000	IN	40x8x136,5
	VE-32000	EX	34x8x136,5
VALVE-GUIDES VENTILFUHRUNGEN	VG-32000	IN	13,1x8x71
	VG-32001	EX	13,1x8x74

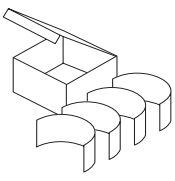
MITSUBISHI
91,10x95,00
Diesel Turbo

4D56T
2476cc 4 cyl.

03/86-- Delica 2500Turbo
03/86-- Montero 2500Turbo
03/86-- L200/L300 2500Turbo
03/86-- Pajero 2500Turbo
03/86-- Shogun 2500TD

PISTONS KOLBEN				LENGTH LANGE	COMP.DIST KH	PIN BOLZEN	RINGS RINGE
alfin pistons TURBO--1992	PN-32050 PN-32051 PN-32052	STD 0,50 1,00		88,7	48,7 -3,0	29,0x75,0	2,5(KEY) 2,0(KEY) 4,0
alfin pistons with oil gallery PISTON 1 + 3	PN-32060 PN-32061 PN-32062	STD 0,50 1,00		88,7	48,7 -3,0	29,0x75,0	2,5(KEY) 2,0(KEY) 4,0
alfin pistons with oil gallery PISTON 2 + 4	PN-32070 PN-32071 PN-32072	STD 0,50 1,00		88,7	48,7 -3,0	29,0x75,0	2,5(KEY) 2,0(KEY) 4,0
alfin pistons	PN-32110 PN-32111 PN-32112	STD 0,50 1,00		88,7	48,7 -2,6	29,0x75,0	2,5(KEY) 2,0(KEY) 4,0
alfin pistons with oil gallery PISTON 1 + 3	PN-32360 PN-32361 PN-32362	STD 0,50 1,00		88,7	48,7 -1,4	29,0x75,0	2,5(KEY) 2,0(KEY) 4,0
alfin pistons with oil gallery PISTON 2 + 4	PN-32370 PN-32371 PN-32372	STD 0,50 1,00		88,7	48,7 -1,4	29,0x75,0	2,5(KEY) 2,0(KEY) 4,0



RING-SET RINGSATZ	RS-32030 RS-32031 RS-32032	STD 0,50 1,00	2,5(key)x2,0(key)x4,0					
CYL. LINER ZYL. LAUF.			length	outside diameter	flange diameter	flange depth		
	CL-32020		165,0	94,1				
BEARING-SETS LAGERSATZE			Position	Shaft Dia Max.	Housing Bore Min.	Wall Thickness Max.	Length Max.	Note
MAINSET HAUPTLAGER	MS-32020 MS-32021 MS-32022 MS-32023	STD 0,25 0,50 0,75	1,2,4,5 3	66,000 66,000	70,000 70,000	1,990 1,990	25,13 30,95	
BIG-END PLEUELLAGER	BE-32020 BE-32021 BE-32022 BE-32023 BE-32024	STD 0,25 0,50 0,75 1,00	1-4	53,000	56,007	1,493	25,13	
PIN-BUSHING PLEUELBUCHSE	PB-32010	STD	SET					
CAM-SHAFT NOCKENWELLE	CS-32000							
CAM-SHAFT HOLDER (SET 5 pcs)	CH-32000							
ROCKER ARM SHAFT	RR-32000							
ROCKER ARM	RA-32000	IN						
ROCKER ARM	RA-32001	EX						
FULL-SET MOTORDICHTSATZ	FS-32020		HEAD GASKET INCLUDED					
HEAD-SET KOPFSATZ	HS-32020		HEAD GASKET INCLUDED					
HEAD-GASKET KOPFDICHTUNG	HG-32020							
Crankshaft Oil Seal Kurbelwellendichtung	OS-32000		FRONT 44x60x7					
Crankshaft Oil Seal Kurbelwellendichtung	OS-32005		REAR 80x96x9					
Camshaft Oil Seal Nockenwellendichtung	OS-32002		35x50x8					
Oil Seal Dichtung	OS-32003		OIL PUMP		17x28x7			

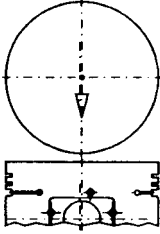
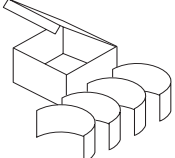


Oil Seal Dichtung	OS-32006		BALANCE SHAFT 25x35x6
VALVE-SEAL VENTILSCHAFTD.	VS-32000	(x8)	
VALVES VENTILE	VI-32000	IN	40x8x136,5
	VE-32000	EX	34x8x136,5
VALVES VENTILE	VI-32015	IN	40x8x130 1995--
	VE-32015	EX	34x8x130 1995--
VALVE-GUIDES VENTILFUHRUNGEN	VG-32000	IN	13,1x8x71
	VG-32001	EX	13,1x8x74

MITSUBISHI
91,10x98,00
Petrol

4G54
2555cc 4 cyl.

1983-- **Canter 2600**
1978-- **Galant 2600**
1983-- **Jeep 2600**
1983-- **Pajero Montero 2600**
1983-- **Shogun 2600**

PISTONS KOLBEN					LENGTH LANGE	COMP.DIST KH	PIN BOLZEN	RINGS RINGE
	PN-32120 PN-32121 PN-32122	STD 0,50 1,00			77,4	35,4	22,0x79,0	2,0 2,0 4,0
RING-SET RINGSATZ	RS-32120 RS-32121	STD 0,50			2,0x2,0x4,0			
RING-SET RINGSATZ	RS-32040	STD	1,5x1,5x4,0					
BEARING-SETS LAGERSATZE			Position	Shaft Dia Max.	Housing Bore Min.	Wall Thickness Max.	Length Max.	Note
MAINSET HAUPTLAGER		MS-32020 MS-32021 MS-32022 MS-32023	STD 0,25 0,50 0,75	1,2,4,5 3	66,000 66,000	70,000 70,000	1,990 1,990	25,13 30,95
MAINSET HAUPTLAGER	MS-32030 MS-32031 MS-32032 MS-32033	STD 0,25 0,50 0,75	1,2,4,5 3	60,000 60,000	64,000 64,000	1,990 1,990	25,13 30,95	! 08/1978--
BIG-END PLEUELLAGER	BE-32020 BE-32021 BE-32022 BE-32023 BE-32024	STD 0,25 0,50 0,75 1,00	1-4	53,000	56,007	1,493	25,13	
FULL-SET MOTORDICHTSATZ	FS-32030		HEAD GASKET INCLUDED					
HEAD-GASKET KOPFDICHTUNG	HG-32030							



Crankshaft Oil Seal Kurbelwellendichtung	OS-32007		FRONT 48x68x11
Crankshaft Oil Seal Kurbelwellendichtung	OS-32005		REAR 80x96x9
Camshaft Oil Seal Nockenwellendichtung	OS-32008		23x34x8
VALVE-SEAL VENTILSCHAFTD.	VS-32000	(x8)	
VALVES VENTILE	VI-32020	IN	46x8x108,2 1984--
	VE-32020	EX	38x8x106,1 1984--
TIMING CHAIN STEUERKETTE	TC-32000		

MITSUBISHI
95,00X100,00
Diesel Turbo

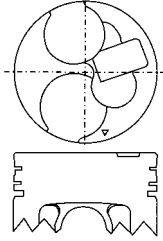
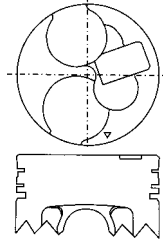
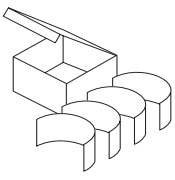
4M40
2835cc

4 cyl.

MITSUBISHI

1995--
1995--
1995--

Montero 2800TDI
Pajero 2800TDI
Shogun 2800TDI

PISTONS KOLBEN					LENGTH LANGE	COMP.DIST KH	PIN BOLZEN	RINGS RINGE
alfin pistons	PN-32100	STD			91,7	51,7 -3,0	30,0x78,0	2,3(KEY) 2,0 4,0
alfin pistons with oil gallery	PN-32130	STD			91,6	51,6 -1,0	30,0x78,0	2,3(KEY) 2,0 4,0
RING-SET RINGSATZ	RS-32060	STD	2,3(KEY)x2,0x4,0					
CYL. LINER ZYL. LAUF.			length	outside diameter	flange diameter	flange depth		
	CL-32030		186,0	98,0				
BEARING-SETS LAGERSATZ			Position	Shaft Dia Max.	Housing Bore Min.	Wall Thickness Max.	Length Max.	Note
MAINSET HAUPTLAGER	MS-32050 MS-32051 MS-32052	STD 0,25 0,50	1,2,4,5 3	68,110 68,010	72,020 72,020	2,000 1,968	22,13 22,13	
BIG-END PLEUELLAGER	BE-32050 BE-32051 BE-32052	STD 0,25 0,50	1-4	53,970	58,020	1,988	27,63	
PIN-BUSHING PLEUELBUCHSE	PB-32020	STD	SET					
CAM-SHAFT NOCKENWELLE	CS-32001							



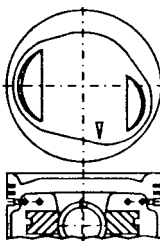
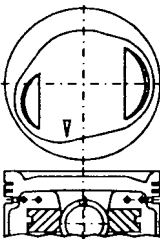
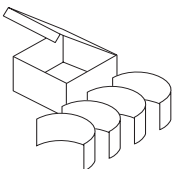
FULL-SET MOTORDICHTSATZ	FS-32050		HEAD GASKET INCLUDED
HEAD-GASKET KOPFDICHTUNG	HG-32050		
VALVE-SEAL VENTILSCHAFTD.	VS-32001	(x8)	
VALVES VENTILE	VI-32005	IN	41x8x108,6
	VE-32005	EX	35x8x108,3

MITSUBISHI
91,10x76,00
Petrol

6G72
2972cc

V6 OHC 12V

1990--92 Diamante 3000
1987-- Galant 3000(S12A)
1989--91 Montero 3000
1989--91 Pajero 3000 GLS
1988-91 Chrysler Voyager(L040)

PISTONS KOLBEN				LENGTH LANGE	COMP.DIST KH	PIN BOLZEN	RINGS RINGE	
RIGHT RECHTS	PN-32090R PN-32091R	STD 0,50		68,2	32,2 3,0	22,0x64,0	1,5 1,5 4,0	
LEFT LINKS	PN-32090L PN-32091L	STD 0,50		68,2	32,2 3,0	22,0x64,0	1,5 1,5 4,0	
RING-SET RINGSATZ	RS-32050 RS-32051	STD 0,50	1,5x1,5x4,0					
RING-SET RINGSATZ	RS-32080	STD	1,2x1,5x3,0					
BEARING-SETS LAGERSATZE			Position	Shaft Dia Max.	Housing Bore Min.	Wall Thickness Max.	Length Max.	Note
MAINSET HAUPTLAGER	MS-32040 MS-32041 MS-32042	STD 0,25 0,50	1-4	60,000	64,000	1,990	18,13	
BIG-END PLEUELLAGER	BE-32030 BE-32031 BE-32032	STD 0,25 0,50	1-6	50,000	53,000	1,493	15,50	
TRUST-WASHER ANLAUFSCHIEBE	TW-32000	STD						
FULL-SET MOTORDICHTSATZ	FS-32040		HEAD GASKETS INCLUDED					
HEAD-GASKET KOPFDICHTUNG	HG-32040	(x2)						



Crankshaft Oil Seal Kurbelwellendichtung	OS-32010		FRONT 91x111x9
Crankshaft Oil Seal Kurbelwellendichtung	OS-32009		REAR 37x50x6
Camshaft Oil Seal Nockenwellendichtung	OS-32002	(x2)	35x50x8
VALVE-SEAL VENTILSCHAFTD.	VS-32000	(x12)	
VALVES VENTILE	VI-32003	IN	43x8x102,8
	VE-32003	EX	35x8x102,6

MITSUBISHI
91,10x76,00
Petrol

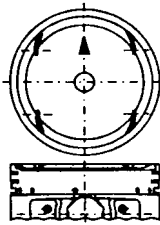
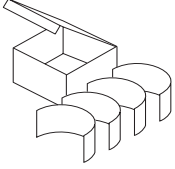
6G72
2972cc

V6 24V

MITSUBISHI

06/92--

3000GT 24V

PISTONS KOLBEN					LENGTH LANGE	COMP.DIST KH	PIN BOLZEN	RINGS RINGE
	PN-32140 PN-32141	STD 0,50			65,8	31,9	22,0x64,0	1,2 1,5 3,0
RING-SET RINGSATZ	RS-32050 RS-32051	STD 0,50			1,5x1,5x4,0			
RING-SET RINGSATZ	RS-32080	STD	1,2x1,5x3,0					
BEARING-SETS LAGERSATZE			Position	Shaft Dia Max.	Housing Bore Min.	Wall Thickness Max.	Length Max.	Note
MAINSET HAUPTLAGER		MS-32040 MS-32041 MS-32042	STD 0,25 0,50	1-4	60,000	64,000	1,990	18,13
BIG-END PLEUELLAGER	BE-32030 BE-32031 BE-32032	STD 0,25 0,50	1-6	50,000	53,000	1,493	15,50	
TRUST-WASHER ANLAUFSCHLEIBE	TW-32000	STD						
FULL-SET MOTORDICHTSATZ	FS-32190		HEAD GASKETS INCLUDED					
VALVES VENTILE	VI-32010	IN	33x6x112,3					
	VE-32017	EX	29x6x114,1					

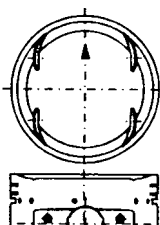
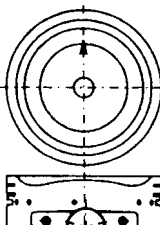
MITSUBISHI
93,00
Petrol

6G74
3497cc

V6 24V

06/94--04/00

Pajero 3500

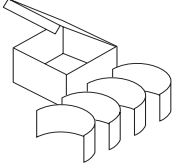
PISTONS KOLBEN				LENGTH LANGE	COMP.DIST KH	PIN BOLZEN	RINGS RINGE
11/93--05/97	PN-32160	STD 0,50		65,9	32,0 -2,7	22,0x64,0	1,5
	PN-32161						1,5 3,0
06/97--02/00	PN-32260	STD 0,50		65,2	31,2 -6,0	22,0x64,0	1,5
	PN-32261						1,5 3,0
RING-SET RINGSATZ	RS-32070 RS-32071	STD 0,50	1,5x1,5x3,0				
VALVES VENTILE	VI-32008	IN	11/93--05/96				
	VE-32008	EX					
VALVES VENTILE	VI-32009	IN	35x6,6x106,2	05/96--05/97			
	VE-32009	EX	30,5x6,6x105,4				
VALVES VENTILE	VI-32010	IN	33x6x112,3	06/97--02/00			
	VE-32017	EX	29x6x114,1				
				06/97--02/00			

NISSAN
73,00x59,00
Petrol

E10
988cc 4 cyl.

NISSAN

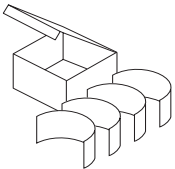
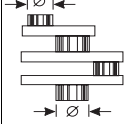
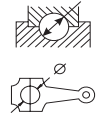
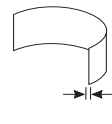
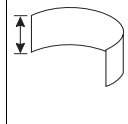
1981-- **Cherry 1000 (DX/GL)**
1984-- **Sunny DX**
1981-- **Pulsar (DX/GL)**

BEARING-SETS LAGERSATZE			Position	Shaft Dia Max.	Housing Bore Min.	Wall Thickness Max.	Length Max.	Note
MAINSET HAUPTLAGER	MS-33010	STD	1,5	49,964	53,641	1,827	22,10	
	MS-33011	0,25	2,4	49,964	53,641	1,827	18,10	
	MS-33012	0,50	3	49,964	53,641	1,827	26,95	
BIG-END PLEUELLAGER	BE-33010	STD	1-4	39,974	43,000	1,500	17,13	
	BE-33011	0,25						
	BE-33012	0,50						
Crankshaft Oil Seal Kurbelwellendichtung	OS-33002		FRONT	36x49x7		10/81--84		
Crankshaft Oil Seal Kurbelwellendichtung	OS-33003		REAR	80x100x10		10/81--84		
Camshaft Oil Seal Nockenwellendichtung	OS-33004			40x55x9		10/81--84		

NISSAN
76,00x70,00
Petrol

E13
1270cc 4 cyl.

1981--86 **Cherry 1300(N12)**
1981--86 **Sunny 1300(B11)**
1981--86 **Pulsar 1300(N12/N13)**

RING-SET RINGSATZ	RS-33130 RS-33131	STD 0,50	1,5x1,5x4,0					
BEARING-SETS LAGERSATZE			Position	Shaft Dia Max. 	Housing Bore Min. 	Wall Thickness Max. 	Length Max. 	Note
MAINSET HAUPTLAGER	MS-33010 MS-33011 MS-33012	STD 0,25 0,50	1,5 2,4 3	49,964 49,964 49,964	53,641 53,641 53,641	1,827 1,827 1,827	22,10 18,10 26,95	
BIG-END PLEUELLAGER	BE-33010 BE-33011 BE-33012	STD 0,25 0,50	1-4	39,974	43,000	1,500	17,13	
HEAD-GASKET KOPFDICHTUNG	HG-33020							
Crankshaft Oil Seal Kurbelwellendichtung	OS-33002		FRONT	36x49x7				1983--86
Crankshaft Oil Seal Kurbelwellendichtung	OS-33003		REAR	80x100x10				1983--86
Camshaft Oil Seal Nockenwellendichtung	OS-33004		40x55x9					1983--86
VALVE-SEAL VENTILSCHAFTD.	VS-33002	(x8)						
VALVE-GUIDES VENTILFUHRUNGEN	VG-33002	IN	12,26x7x55,1					
	VG-33003	EX	12,26x7x49					

NISSAN
73,60x81,80
Petrol

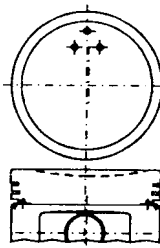
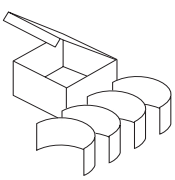
GA14S
1392cc

4 cyl. **SOHC 12V**

NISSAN

09/88--10/90

Sunny 1400

PISTONS KOLBEN				LENGTH LANGE	COMP.DIST KH	PIN BOLZEN	RINGS RINGE	
	PN-33130 PN-33131 PN-33132	STD 0,50 1,00		55,0	32,5 -3,1	19,0x50,0	1,5 1,5 2,8	
RING-SET RINGSATZ	RS-33210 RS-33211	STD 0,50	1,5x1,5x2,8					
BEARING-SETS LAGERSATZE			Position	Shaft Dia Max.	Housing Bore Min.	Wall Thickness Max.	Length Max.	Note
MAINSET HAUPTLAGER	MS-33000 MS-33001 MS-33002	STD 0,25 0,50	1-5	49,964	53,644	1,830	17,10	
BIG-END PLEUELLAGER	BE-33000 BE-33001 BE-33002 BE-33003	STD 0,25 0,50 0,75	1-4	39,974	43,000	1,506	17,10	
TRUST-WASHER ANLAUFSCHIEBE	TW-33000	STD						
FULL-SET MOTORDICHTSATZ	FS-33020		HEAD GASKET INCLUDED					
HEAD-GASKET KOPFDICHTUNG	HG-33010							
Crankshaft Oil Seal Kurbelwellendichtung	OS-33000		FRONT 40x52x7					
Crankshaft Oil Seal Kurbelwellendichtung	OS-33001		REAR 84x104x11					
VALVE-SEAL VENTILSCHAFD.	VS-33000	IN (x8)						
VALVE-SEAL VENTILSCHAFD.	VS-33001	EX (x4)						

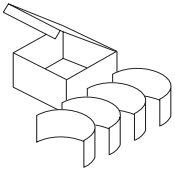
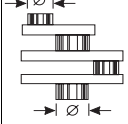
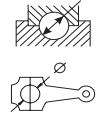
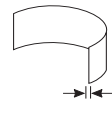
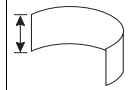
NISSAN
73,60x81,80
Petrol

GA14DS
1392cc

4 cyl. **DOHC 16V ELECTRONIC CARBURETOR**

05/90--

Sunny 1400

RING-SET RINGSATZ	RS-33210 RS-33211	STD 0,50	1,5x1,5x2,8					
BEARING-SETS LAGERSATZ			Position	Shaft Dia Max. 	Housing Bore Min. 	Wall Thickness Max. 	Length Max. 	Note
MAINSET HAUPTLAGER	MS-33000 MS-33001 MS-33002	STD 0,25 0,50	1-5	49,964	53,644	1,830	17,10	
BIG-END PLEUELLAGER	BE-33000 BE-33001 BE-33002 BE-33003	STD 0,25 0,50 0,75	1-4	39,974	43,000	1,506	17,10	
TRUST-WASHER ANLAUFSCHLEIBE	TW-33000	STD						
FULL-SET MOTORDICHTSATZ	FS-33010		HEAD GASKET INCLUDED					
HEAD-GASKET KOPFDICHTUNG	HG-33000							
Crankshaft Oil Seal Kurbelwellendichtung	OS-33000		FRONT 40x52x7					
VALVE-SEAL VENTILSCHAFTD.	VS-33000	(x16)						
VALVES VENTILE	VI-33010	IN	30x5,5x92,3					
	VE-33010	EX	24x5,5x92,7					
VALVE-GUIDES VENTILFUHRUNGEN	VG-33000	IN	9,51x5,5x40					
	VG-33001	EX	9,51x5,5x40					

NISSAN
73,60x81,80
Petrol

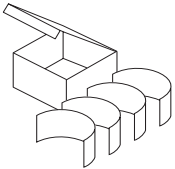
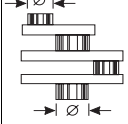
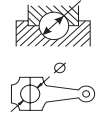
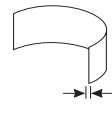
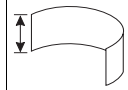
GA14DE
1392cc

4 cyl. **DOHC 16V MULTIPPOINT
INJECTION**

NISSAN

**1995--
1991--**

**Almera 1400
Sunny 1400**

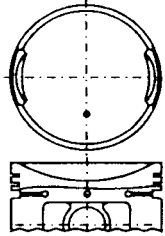
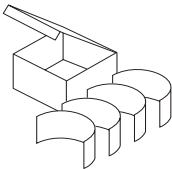
RING-SET RINGSATZ	RS-33210 RS-33211	STD 0,50	1,5x1,5x2,8					
BEARING-SETS LAGERSATZ			Position	Shaft Dia Max. 	Housing Bore Min. 	Wall Thickness Max. 	Length Max. 	Note
MAINSET HAUPTLAGER	MS-33000 MS-33001 MS-33002	STD 0,25 0,50	1-5	49,964	53,644	1,830	17,10	
BIG-END PLEUELLAGER	BE-33000 BE-33001 BE-33002 BE-33003	STD 0,25 0,50 0,75	1-4	39,974	43,000	1,506	17,10	
TRUST-WASHER ANLAUFSCHLEIBE	TW-33000	STD						
FULL-SET MOTORDICHTSATZ	FS-33010		HEAD GASKET INCLUDED					
HEAD-GASKET KOPFDICHTUNG	HG-33000							
Crankshaft Oil Seal Kurbelwellendichtung	OS-33000		FRONT 40x52x7					
VALVE-SEAL VENTILSCHAFTD.	VS-33000	(x16)						
VALVES VENTILE	VI-33010	IN	30x5,5x92,3					
	VE-33010	EX	24x5,5x92,7					
VALVE-GUIDES VENTILFUHRUNGEN	VG-33000	IN	9,51x5,5x40					
	VG-33001	EX	9,51x5,5x40					

NISSAN
76,00x82,00
Petrol

E15
1487cc 4 cyl.

1980--86
1982--86

Cherry 1500(N12)
Sunny 1500(B11/B12)

PISTONS KOLBEN				LENGTH LANGE	COMP.DIST KH	PIN BOLZEN	RINGS RINGE	
	PN-33140 PN-33141 PN-33142	STD 0,50 1,00			62,5	32,5 -9,7	19,0x62,0 1,5 1,5 4,0	
RING-SET RINGSATZ	RS-33130 RS-33131	STD 0,50	1,5x1,5x4,0					
BEARING-SETS LAGERSATZE			Position	Shaft Dia Max.	Housing Bore Min.	Wall Thickness Max.	Length Max.	Note
MAINSET HAUPTLAGER	MS-33010 MS-33011 MS-33012	STD 0,25 0,50	1,5 2,4 3	49,964 49,964 49,964	53,641 53,641 53,641	1,827 1,827 1,827	22,10 18,10 26,95	
BIG-END PLEUELLAGER	BE-33010 BE-33011 BE-33012	STD 0,25 0,50	1-4	39,974	43,000	1,500	17,13	
FULL-SET MOTORDICHTSATZ	FS-33030		HEAD GASKET INCLUDED					
HEAD-GASKET KOPFDICHTUNG	HG-33020							
Crankshaft Oil Seal Kurbelwellendichtung	OS-33002		FRONT 36x49x7					
Crankshaft Oil Seal Kurbelwellendichtung	OS-33003		REAR 80x100x10					
Camshaft Oil Seal Nockenwellendichtung	OS-33004		40x55x9					
VALVE-SEAL VENTILSCHAFTD.	VS-33002	(x8)						
VALVE-GUIDES VENTILFUHRUNGEN	VG-33002	IN	12,26x7x55,1					
	VG-33003	EX	12,26x7x49					

NISSAN
73,60x88,00
Petrol

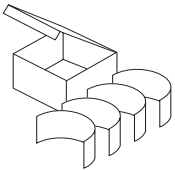
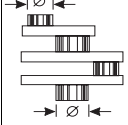
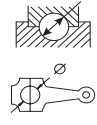
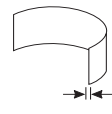
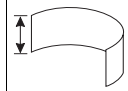
GA15S
1497cc

4 cyl. **SOHC 12V**

NISSAN

08/87--10/90

Sunny 1500 12V

RING-SET RINGSATZ	RS-33210 RS-33211	STD 0,50	1,5x1,5x2,8					
BEARING-SETS LAGERSATZE			Position	Shaft Dia Max. 	Housing Bore Min. 	Wall Thickness Max. 	Length Max. 	Note
MAINSET HAUPTLAGER	MS-33000 MS-33001 MS-33002	STD 0,25 0,50	1-5	49,964	53,644	1,830	17,10	
BIG-END PLEUELLAGER	BE-33000 BE-33001 BE-33002 BE-33003	STD 0,25 0,50 0,75	1-4	39,974	43,000	1,506	17,10	
TRUST-WASHER ANLAUFSCHIEBE	TW-33000	STD						

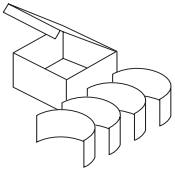
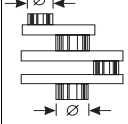
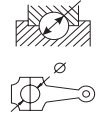
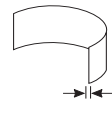
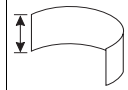
NISSAN
73,60x88,00
Petrol

GA15E
1497cc

4 cyl. **SOHC 12V Injection**

08/87--10/90

Sunny 1500 12V

RING-SET RINGSATZ	RS-33210 RS-33211	STD 0,50	1,5x1,5x2,8					
BEARING-SETS LAGERSATZE			Position	Shaft Dia Max. 	Housing Bore Min. 	Wall Thickness Max. 	Length Max. 	Note
MAINSET HAUPTLAGER	MS-33000 MS-33001 MS-33002	STD 0,25 0,50	1-5	49,964	53,644	1,830	17,10	
BIG-END PLEUELLAGER	BE-33000 BE-33001 BE-33002 BE-33003	STD 0,25 0,50 0,75	1-4	39,974	43,000	1,506	17,10	
TRUST-WASHER ANLAUFSCHIEBE	TW-33000	STD						
HEAD-GASKET KOPFDICHTUNG	HG-33000		04/88--					
Crankshaft Oil Seal Kurbelwellendichtung	OS-33000		FRONT 40x52x7					

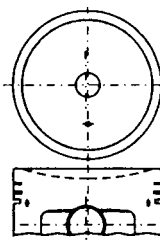
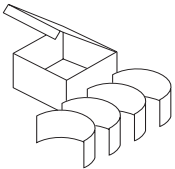
NISSAN
76,00x88,00
Petrol

GA16DS
1597cc

4 cyl. **DOHC 16V ELECTRONIC CARBURETOR**

NISSAN

1990-- **Sentra 1600 16V**
1991--93 **Sunny 1600 16V**
1991-- **Primera Estate 1600 16V**
1991--94 **100NX 1600 16V**

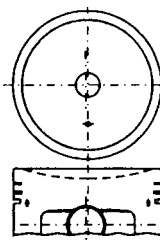
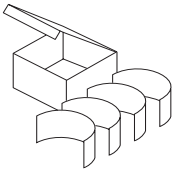
PISTONS KOLBEN				LENGTH LANGE	COMP.DIST KH	PIN BOLZEN	RINGS RINGE	
	PN-33150 PN-33151 PN-33152	STD 0,50 1,00		54,0	29,5 -4,5	19,0x52,0	1,5 1,5 2,8	
RING-SET RINGSATZ	RS-33140 RS-33141	STD 0,50	1,5x1,5x2,8					
BEARING-SETS LAGERSATZE			Position	Shaft Dia Max.	Housing Bore Min.	Wall Thickness Max.	Length Max.	Note
MAINSET HAUPTLAGER	MS-33000 MS-33001 MS-33002	STD 0,25 0,50	1-5	49,964	53,644	1,830	17,10	
BIG-END PLEUELLAGER	BE-33000 BE-33001 BE-33002 BE-33003	STD 0,25 0,50 0,75	1-4	39,974	43,000	1,506	17,10	
TRUST-WASHER ANLAUFSCHIEBE	TW-33000	STD						
FULL-SET MOTORDICHTSATZ	FS-33050		HEAD GASKET INCLUDED					
HEAD-GASKET KOPFDICHTUNG	HG-33040							
Crankshaft Oil Seal Kurbelwellendichtung	OS-33000		FRONT 40x52x7					
Crankshaft Oil Seal Kurbelwellendichtung	OS-33001		REAR 84x104x11					
VALVE-SEAL VENTILSCHAFTD.	VS-33000	(x16)						
VALVES VENTILE	VI-33010	IN	30x5,5x92,3					
	VE-33010	EX	24x5,5x92,7					
VALVE-GUIDES VENTILFUHRUNGEN	VG-33000	IN	9,51x5,5x40					
	VG-33001	EX	9,51x5,5x40					

NISSAN
76,00x88,00
Petrol

GA16DE
1597cc

4 cyl. **DOHC 16V MULTIPPOINT
INJECTION**

1991-- **Sentra 1600 16V**
1993-- **Sunny 1600 16V**
1993-- **Primera 1600 16V**
1993-- **100NX 1600 16V**

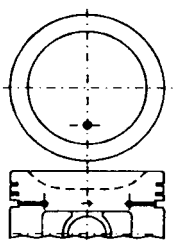
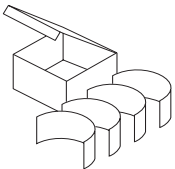
PISTONS KOLBEN				LENGTH LANGE	COMP.DIST KH	PIN BOLZEN	RINGS RINGE	
	PN-33150 PN-33151 PN-33152	STD 0,50 1,00		54,0	29,5 -4,5	19,0x52,0	1,5 1,5 2,8	
RING-SET RINGSATZ	RS-33140 RS-33141	STD 0,50	1,5x1,5x2,8					
BEARING-SETS LAGERSATZE			Position	Shaft Dia Max.	Housing Bore Min.	Wall Thickness Max.	Length Max.	Note
MAINSET HAUPTLAGER	MS-33000 MS-33001 MS-33002	STD 0,25 0,50	1-5	49,964	53,644	1,830	17,10	
BIG-END PLEUELLAGER	BE-33000 BE-33001 BE-33002 BE-33003	STD 0,25 0,50 0,75	1-4	39,974	43,000	1,506	17,10	
TRUST-WASHER ANLAUFSCHIEBE	TW-33000	STD						
FULL-SET MOTORDICHTSATZ	FS-33040		HEAD GASKET INCLUDED					
HEAD-GASKET KOPFDICHTUNG	HG-33030							
Crankshaft Oil Seal Kurbelwellendichtung	OS-33000		FRONT 40x52x7					
Crankshaft Oil Seal Kurbelwellendichtung	OS-33001		REAR 84x104x11					
VALVE-SEAL VENTILSCHAFTD.	VS-33000	(x16)						
VALVES VENTILE	VI-33010	IN	30x5,5x92,3					
	VE-33010	EX	24x5,5x92,7					
VALVE-GUIDES VENTILFUHRUNGEN	VG-33000	IN	9,51x5,5x40					
	VG-33001	EX	9,51x5,5x40					

NISSAN
76,00x88,00
Petrol

E16
1597cc 4 cyl.

NISSAN

1986-- Sunny 1600(N13)
1985-- Sunny 1600(B12)

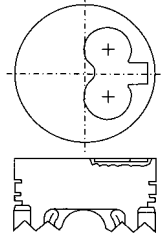
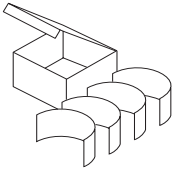
PISTONS KOLBEN				LENGTH LANGE	COMP.DIST KH	PIN BOLZEN	RINGS RINGE	
	PN-33160 PN-33161 PN-33162	STD 0,50 1,00		62,5	32,5 -9,5	19,0x62,0	1,5 1,5 4,0	
RING-SET RINGSATZ	RS-33130 RS-33131	STD 0,50	1,5x1,5x4,0					
BEARING-SETS LAGERSATZE			Position	Shaft Dia Max.	Housing Bore Min.	Wall Thickness Max.	Length Max.	Note
MAINSET HAUPTLAGER	MS-33010 MS-33011 MS-33012	STD 0,25 0,50	1,5 2,4 3	49,964 49,964 49,964	53,641 53,641 53,641	1,827 1,827 1,827	22,10 18,10 26,95	
BIG-END PLEUELLAGER	BE-33010 BE-33011 BE-33012	STD 0,25 0,50	1-4	39,974	43,000	1,500	17,13	
FULL-SET MOTORDICHTSATZ	FS-33030		HEAD GASKET INCLUDED					
HEAD-GASKET KOPFDICHTUNG	HG-33020							
Crankshaft Oil Seal Kurbelwellendichtung	OS-33002		FRONT 36x49x7					
Crankshaft Oil Seal Kurbelwellendichtung	OS-33003		REAR 80x100x10					
Camshaft Oil Seal Nockenwellendichtung	OS-33004		40x55x9					
VALVE-SEAL VENTILSCHAFTD.	VS-33002	(x8)						
VALVES VENTILE	VI-33000	IN	37x7x116,7					
	VE-33000	EX	30x7x116,1					
VALVE-GUIDES VENTILFUHRUNGEN	VG-33002	IN	12,26x7x55,1					
	VG-33003	EX	12,26x7x49					

NISSAN
80,00x83,60
Diesel

CD17
1680cc 4 cyl.

1982--85
1982--
1986--89
1983--

Sunny 1700
Pulsar 1700(N12,N13)
Sunny 1700(N13)
Cherry 1700(N12)

PISTONS KOLBEN					LENGTH LANGE	COMP.DIST KH	PIN BOLZEN	RINGS RINGE
alfin pistons	PN-33000 PN-33001 PN-33002	STD 0,50 1,00			71,1	41,1 -1,8	24,0x63,0	1,75 2,0 3,0
RING-SET RINGSATZ	RS-33000 RS-33001 RS-33002	STD 0,50 1,00	1,75x2,0x3,0					
CYL. LINER ZYL. LAUF.			length	outside diameter	flange diameter	flange depth		
	CL-33000		146,0	84,0				
BEARING-SETS LAGERSATZE			Position	Shaft Dia Max.	Housing Bore Min.	Wall Thickness Max.	Length Max.	Note
MAINSET HAUPTLAGER	MS-33020 MS-33021 MS-33022	STD 0,25 0,50	1,2,4,5 3	52,957 52,957	56,654 56,564	1,828 1,828	20,10 27,95	
BIG-END PLEUELLAGER	BE-33020 BE-33021 BE-33022 BE-33023	STD 0,25 0,50 0,75	1-4	44,974	48,000	1,508	18,60	
PIN-BUSHING PLEUELBUCHSE	PB-33000	STD	SET					
FULL-SET MOTORDICHTSATZ	FS-33060		HEAD GASKET INCLUDED					
HEAD-GASKET KOPFDICHTUNG	HG-33050							
Crankshaft Oil Seal Kurbelwellendichtung	OS-33009		FRONT 33x47x8					
Crankshaft Oil Seal Kurbelwellendichtung	OS-33001		REAR 84x104x11					
Camshaft Oil Seal Nockenwellendichtung	OS-33007		36x50x8					



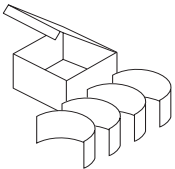
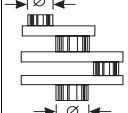
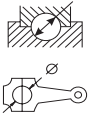
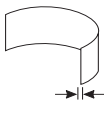
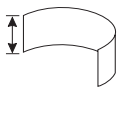
Camshaft Oil Seal Nockenwellendichtung	OS-33008		34x48x8
VALVE-SEAL VENTILSCHAFTD.	VS-33003	(x8)	
VALVES VENTILE	VI-33001	IN	36x7x100,9
	VE-33001	EX	31x7x100,9

NISSAN
83,00x83,60
Petrol

CA18
1809cc 4 cyl. **SOHC 8V**

1983--90
1981--86

Bluebird 1800(U11/T12)
Stanza 1800(PT11)

RING-SET RINGSATZ	RS-33320	STD	1,5X1,5X4,0					
BEARING-SETS LAGERSATZE			Position	Shaft Dia Max. 	Housing Bore Min. 	Wall Thickness Max. 	Length Max. 	Note
MAINSET HAUPTLAGER	MS-33020 MS-33021 MS-33022	STD 0,25 0,50	1,2,4,5 3	52,957 52,957	56,654 56,564	1,828 1,828	20,10 27,95	
BIG-END PLEUELLAGER	BE-33020 BE-33021 BE-33022 BE-33023	STD 0,25 0,50 0,75	1-4	44,974	48,000	1,508	18,60	
FULL-SET MOTORDICHTSATZ	FS-33310		HEAD GASKET INCLUDED					
HEAD-GASKET KOPFDICHTUNG	HG-33180							
Crankshaft Oil Seal Kurbelwellendichtung	OS-33009		FRONT 33x47x8					
Crankshaft Oil Seal Kurbelwellendichtung	OS-33001		REAR 84x104x11					
Camshaft Oil Seal Nockenwellendichtung	OS-33008		34x48x8					
VALVE-SEAL VENTILSCHAFTD.	VS-33000	(x16)						

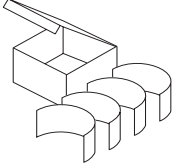
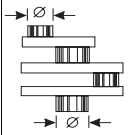
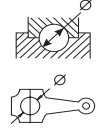
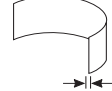
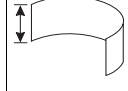
NISSAN
83,00x83,60
Petrol

CA18DE
1809cc 4 cyl. **DOHC 16V**

NISSAN

1989--91
1989--91

Sunny 1800 ZX/Coupe(B12/N13)
Bluebird 1800(T12/T72)

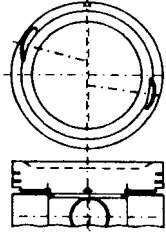
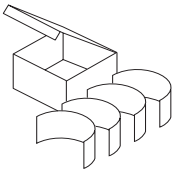
BEARING-SETS LAGERSATZE			Position	Shaft Dia Max. 	Housing Bore Min. 	Wall Thickness Max. 	Length Max. 	Note
MAINSET HAUPTLAGER	MS-33020 MS-33021 MS-33022	STD 0,25 0,50	1,2,4,5	52,957 52,957	56,654 56,564	1,828 1,828	20,10 27,95	
BIG-END PLEUELLAGER	BE-33020 BE-33021 BE-33022 BE-33023	STD 0,25 0,50 0,75	1-4	44,974	48,000	1,508	18,60	
FULL-SET MOTORDICHTSATZ	FS-33320		HEAD GASKET INCLUDED					
HEAD-GASKET KOPFDICHTUNG	HG-33190							
Crankshaft Oil Seal Kurbelwellendichtung	OS-33000		FRONT 40x52x7					
Crankshaft Oil Seal Kurbelwellendichtung	OS-33001		REAR 84x104x11					
VALVE-SEAL VENTILSCHAFTD.	VS-33000	(x16)						

NISSAN
85,00x86,00
Petrol

Z20
1952cc 4 cyl.

1982--86
1985--
1985--

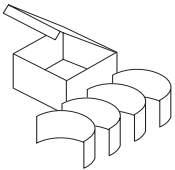
Urvan(E23)
Pickup(D21)
Cabstar(F22)

PISTONS KOLBEN				LENGTH LANGE	COMP.DIST KH	PIN BOLZEN	RINGS RINGE	
	PN-33170 PN-33171 PN-33172	STD 0,50 1,00		67,0	32,0 -3,5	21,0x72,5	1,5 1,5 4,0	
RING-SET RINGSATZ	RS-33170 RS-33171	STD 0,50	1,5x1,5x4,0					
BEARING-SETS LAGERSATZE			Position	Shaft Dia Max.	Housing Bore Min.	Wall Thickness Max.	Length Max.	Note
MAINSET HAUPTLAGER	MS-33030 MS-33031 MS-33032	STD 0,25 0,50	1,5 2,4 3	59,955 59,955 59,955	63,645 63,645 63,645	1,835 1,835 1,835	26,13 24,13 31,95	
BIG-END PLEUELLAGER	BE-33030 BE-33031 BE-33032 BE-33033	STD 0,25 0,50 0,75	1-4	49,970	53,000	1,506	22,10	
FULL-SET MOTORDICHTSATZ	FS-33220		HEAD GASKET INCLUDED					
HEAD-GASKET KOPFDICHTUNG	HG-33160							
Crankshaft Oil Seal Kurbelwellendichtung	OS-33010		FRONT 48x70x9					
Crankshaft Oil Seal Kurbelwellendichtung	OS-33011		REAR 80x100x13					
VALVE-SEAL VENTILSCHAFTD.	VS-33004	(x8)						

NISSAN
85,00x86,00
Diesel

LD20
1952cc 4 cyl.

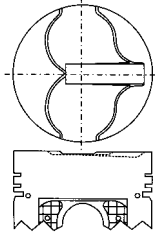
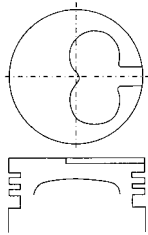
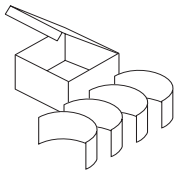
1980--83 **Bluebird 2000**
1980--85 **Vanette 2000 Van**
1980--85 **Vanette 2000 Truck**
1980--85 **Vanette 2000 Station Wagon**

RING-SET RINGSATZ	RS-33010 RS-33011 RS-33012	STD 0,50 1,00	2,0x2,0x4,0					
CYL. LINER ZYL. LAUF.			length	outside diameter	flange diameter	flange depth		
	CL-33010		150,0	89,0				
BEARING-SETS LAGERSATZE			Position	Shaft Dia Max.	Housing Bore Min.	Wall Thickness Max.	Length Max.	Note
MAINSET HAUPTLAGER	MS-33030 MS-33031 MS-33032	STD 0,25 0,50	1,5 2,4 3	59,955 59,955 59,955	63,645 63,645 63,645	1,835 1,835 1,835	26,13 24,13 31,95	! --09/1983
MAINSET HAUPTLAGER	MS-33040 MS-33041 MS-33042	STD 0,25 0,50	1,5 2,4 3	59,955 59,955 59,955	63,645 63,645 63,645	1,835 1,835 1,835	22,10 22,10 31,95	! 10/1983--
BIG-END PLEUELLAGER	BE-33030 BE-33031 BE-33032 BE-33033	STD 0,25 0,50 0,75	1-4	49,970	53,000	1,506	22,10	
PIN-BUSHING PLEUELBUCHSE	PB-33010	STD	SET					
FULL-SET MOTORDICHTSATZ	FS-33090		1983-- HEAD GASKET INCLUDED					
HEAD-GASKET KOPFDICHTUNG	HG-33060		1983--					
Crankshaft Oil Seal Kurbelwellendichtung	OS-33010		FRONT 48x70x9					
Crankshaft Oil Seal Kurbelwellendichtung	OS-33011		REAR 80x100x13					
VALVE-SEAL VENTILSCHAFTD.	VS-33004	(x8)						

NISSAN
85,00x86,00
Diesel

LD20II
1952cc 4 cyl.

1988-- Bluebird 2000
1985-- Vanette 2000 Largo Coach
1986-- Caravan/Homy
1992-- Serena 2000

PISTONS KOLBEN					LENGTH LANGE	COMP.DIST KH	PIN BOLZEN	RINGS RINGE
alfin pistons	PN-33020	STD			78,0	46,5	25,0x66,5	2,0
	PN-33021	0,50						2,0
	PN-33022	1,00						4,0
alfin pistons with oil gallery TURBO	PN-33260	STD			72,5	46,5	26,0x66,0	2,0
	PN-33261	0,50						2,0
	PN-33262	1,00						4,0
RING-SET RINGSATZ	RS-33010 RS-33011 RS-33012	STD 0,50 1,00	2,0x2,0x4,0					
CYL. LINER ZYL. LAUF.			length	outside diameter	flange diameter	flange depth		
	CL-33010		150,0	89,0				
BEARING-SETS LAGERSATZE			Position	Shaft Dia Max.	Housing Bore Min.	Wall Thickness Max.	Length Max.	Note
MAINSET HAUPTLAGER	MS-33040	STD	1,5	59,955	63,645	1,835	22,10	
	MS-33041	0,25	2,4	59,955	63,645	1,835	22,10	
	MS-33042	0,50	3	59,955	63,645	1,835	31,95	
BIG-END PLEUELLAGER	BE-33030	STD	1-4	49,970	53,000	1,506	22,10	
	BE-33031	0,25						
	BE-33032	0,50						
	BE-33033	0,75						
PIN-BUSHING PLEUELBUCHSE	PB-33010	STD	SET					
FULL-SET MOTORDICHTSATZ	FS-33100		HEAD GASKET INCLUDED					
HEAD-GASKET KOPFDICHTUNG	HG-33060							
Crankshaft Oil Seal Kurbelwellendichtung	OS-33010		FRONT 48x70x9					

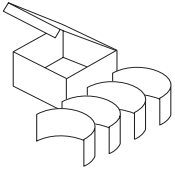
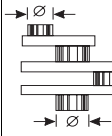
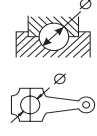
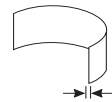
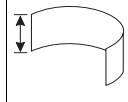


Crankshaft Oil Seal Kurbelwellendichtung	OS-33011		REAR 80x100x13
VALVE-SEAL VENTILSCHAFTD.	VS-33004	(x8)	

NISSAN
84,50x88,00
Petrol

CA20E/S
1973cc 4 cyl. **SOHC 8V**

1983-- Bluebird(U11/T12/T72)
1981-- Stanza(T11)
1985-- Prairie(M10/M11)
1983-- Silvia(S12)

RING-SET RINGSATZ	RS-33300	STD	1,5x1,5x4,0					
RING-SET RINGSATZ	RS-33310	STD	1,5x1,5x2,8					
BEARING-SETS LAGERSATZE			Position	Shaft Dia Max. 	Housing Bore Min. 	Wall Thickness Max. 	Length Max. 	Note
MAINSET HAUPTLAGER	MS-33020 MS-33021 MS-33022	STD 0,25 0,50	1,2,4,5 3	52,957 52,957	56,654 56,564	1,828 1,828	20,10 27,95	
BIG-END PLEUELLAGER	BE-33020 BE-33021 BE-33022 BE-33023	STD 0,25 0,50 0,75	1-4	44,974	48,000	1,508	18,60	
FULL-SET MOTORDICHTSATZ	FS-33200		HEAD GASKET INCLUDED					
HEAD-GASKET KOPFDICHTUNG	HG-33150							
Crankshaft Oil Seal Kurbelwellendichtung	OS-33009		FRONT 33x47x8					
Crankshaft Oil Seal Kurbelwellendichtung	OS-33001		REAR 84x104x11					
Camshaft Oil Seal Nockenwellendichtung	OS-33008		34x48x8					
VALVE-SEAL VENTILSCHAFTD.	VS-33005	(x8)						
VALVES VENTILE	VI-33003	IN	41,1x7x107					
	VE-33003	EX	35x7x108					

NISSAN
84,50x88,00
Diesel

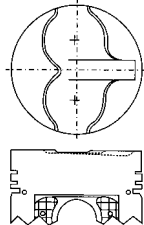
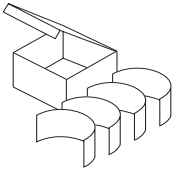
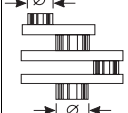
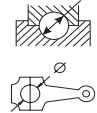
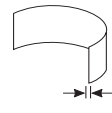
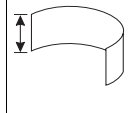
CD20
1974cc

4 cyl.

NISSAN

10/95--
1991--
1992--

Almera 2000
Primera 2000
Sunny 2000

PISTONS KOLBEN					LENGTH LANGE	COMP.DIST KH	PIN BOLZEN	RINGS RINGE	
alfin pistons	PN-33030	STD			75,5	44,3	25,0x66,0	2,0	
	PN-33031	0,50							2,0
	PN-33032	1,00							3,0
RING-SET RINGSATZ	RS-33020 RS-33021 RS-33022	STD 0,50 1,00	2,0x2,0x3,0						
CYL. LINER ZYL. LAUF.			length	outside diameter	flange diameter	flange depth			
	CL-33020		150,0	88,5					
BEARING-SETS LAGERSATZE			Position	Shaft Dia Max.	Housing Bore Min.	Wall Thickness Max.	Length Max.	Note	
									
MAINSET HAUPTLAGER	MS-33020 MS-33021 MS-33022	STD 0,25 0,50	1,2,4,5 3	52,957 52,957	56,654 56,564	1,828 1,828	20,10 27,95		
BIG-END PLEUELLAGER	BE-33040 BE-33041 BE-33042 BE-33043	STD 0,25 0,50 0,75	1-4	49,974	53,000	1,498	20,10		
PIN-BUSHING PLEUELBUCHSE	PB-33020	STD	SET						
FULL-SET MOTORDICHTSATZ	FS-33110		HEAD GASKET NOT INCLUDED						
HEAD-GASKET KOPFDICHTUNG	HG-33072		STEEL 1,15mm						
	HG-33071		STEEL 1,20mm						
	HG-33070		STEEL 1,25mm						
Camshaft Oil Seal Nockenwellendichtung	OS-33007		36x50x8						
Camshaft Oil Seal Nockenwellendichtung	OS-33008		34x48x8						
VALVE-SEAL VENTILSCHAFTD.	VS-33003	(x8)							

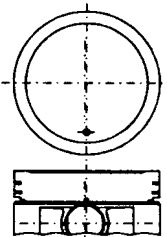
NISSAN
86,00x86,00
Petrol

SR20DI
1998cc

4 cyl. **Single Point Fuel Injection**

1990--04/93

Primera 2.0e GS/SLX/GSX/SGX

PISTONS KOLBEN				LENGTH LANGE	COMP.DIST KH	PIN BOLZEN	RINGS RINGE
	PN-33210 PN-33211 PN-33212	STD 0,50 1,00		63,0	32,0 -0,8	22,0x60,0	1,5 1,5 3,0
RING-SET RINGSATZ	RS-33350 RS-33351	STD 0,50	1,5x1,5x3,0				
FULL-SET MOTORDICHTSATZ	FS-33360		HEAD GASKET INCLUDED				
HEAD-GASKET KOPFDICHTUNG	HG-33350						

NISSAN
86,00x86,00
Petrol

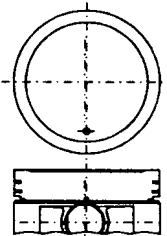
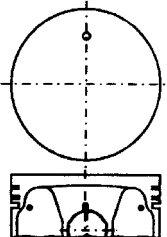
SR20DE
1998cc

4 cyl. **Multi Point Fuel Injection 16V**

NISSAN

1990--04/93
1993--
1991--93
1992--

Primera 2.0e ZX/GT
Primera 2.0e LX/SLX/SGX
Sentra 2000
Sanny 2000 Gti

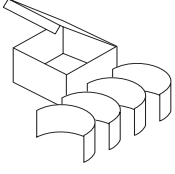
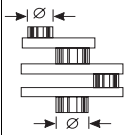
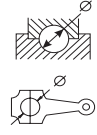
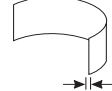
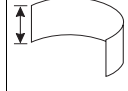
PISTONS KOLBEN				LENGTH LANGE	COMP.DIST KH	PIN BOLZEN	RINGS RINGE
	PN-33210 PN-33211 PN-33212	STD 0,50 1,00		63,0	32,0 -0,8	22,0x60,0	1,5 1,5 3,0
	PN-33220 PN-33221 PN-33222	STD 0,50 1,00		63,0	32,0	22,0x60,0	1,5 1,5 3,0
RING-SET RINGSATZ	RS-33350 RS-33351	STD 0,50	1,5x1,5x3,0				
FULL-SET MOTORDICHTSATZ	FS-33350		HEAD GASKET INCLUDED				
HEAD-GASKET KOPFDICHTUNG	HG-33350						

NISSAN
89,00x92,00
Diesel

TD23
2289cc 4 cyl.

1987--89
1986--89

Cabstar 2300(F22)
Urvan 2300(E24)

BEARING-SETS LAGERSATZE			Position	Shaft Dia Max. 	Housing Bore Min. 	Wall Thickness Max. 	Length Max. 	Note
MAINSET HAUPTLAGER	MS-33050 MS-33051 MS-33052 MS-33053	STD 0,25 0,50 0,75	1-5	70,920	74,981	2,013	26,00	
TRUST-WASHER ANLAUFSCHIEBE	TW-33010	STD						
FULL-SET MOTORDICHTSATZ	FS-33120		STEEL HEAD GASKET INCLUDED					
HEAD-GASKET KOPFDICHTUNG	HG-33080		STEEL					
VALVE-SEAL VENTILSCHAFTD.	VS-33006	(x8)						

NISSAN
89,00x96,00
Petrol

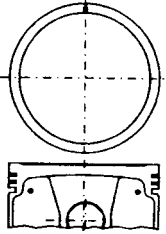
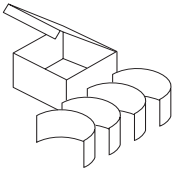
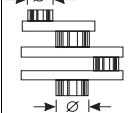
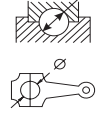
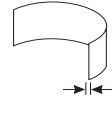
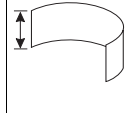
KA24E
2389cc

4 cyl. **SOHC 12V**

NISSAN

1989--91
1993--
1994--

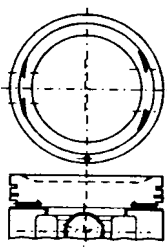
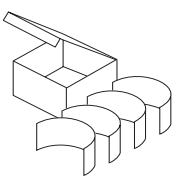
Axxess 2400 12V
Terrano II 2400 12V(SLX)
Terrano II 2400 12V(SLX/SE)

PISTONS KOLBEN				LENGTH LANGE	COMP.DIST KH	PIN BOLZEN	RINGS RINGE	
	PN-33180 PN-33181 PN-33182	STD 0,50 1,00		68,35	34,05 -0,65	21,0x66,0	1,5 1,5 2,8	
RING-SET RINGSATZ	RS-33360 RS-33361	STD 0,50	1,5x1,5x2,8					
BEARING-SETS LAGERSATZE			Position	Shaft Dia Max.	Housing Bore Min.	Wall Thickness Max.	Length Max.	Note
MAINSET HAUPTLAGER	MS-33110 MS-33111 MS-33112	STD 0,25 0,50						
BIG-END PLEUELLAGER	BE-33120 BE-33121 BE-33122 BE-33123	STD 0,25 0,50 0,75						
FULL-SET MOTORDICHTSATZ	FS-33260		HEAD GASKET INCLUDED					
HEAD-GASKET KOPFDICHTUNG	HG-33200							
Crankshaft Oil Seal Kurbelwellendichtung	OS-33012		FRONT 46x58x7					
VALVE-SEAL VENTILSCHAFTD.	VS-33005	IN (x8)						

NISSAN
89,00x96,00
Petrol

Z24
2389cc 4 cyl.

1985-- **Pick Up(D21)**
1986-- **Pathfinder**
1988-- **Vanette 2400**
1987-- **Terrano(WD21)**

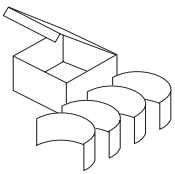
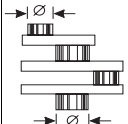
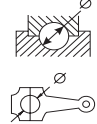
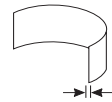
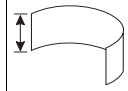
PISTONS KOLBEN				LENGTH LANGE	COMP.DIST KH	PIN BOLZEN	RINGS RINGE	
	PN-33200 PN-33201 PN-33202	STD 0,50 1,00		70,5	34,0 -4,0	21,0x66,5	2,0 1,5 4,0	
RING-SET RINGSATZ	RS-33190 RS-33191	STD 0,50	2,0x1,5x4,0					
BEARING-SETS LAGERSATZE			Position	Shaft Dia Max.	Housing Bore Min.	Wall Thickness Max.	Length Max.	Note
MAINSET HAUPTLAGER	MS-33040 MS-33041 MS-33042	STD 0,25 0,50	1,5 2,4 3	59,955 59,955 59,955	63,645 63,645 63,645	1,835 1,835 1,835	22,10 22,10 31,95	
BIG-END PLEUELLAGER	BE-33030 BE-33031 BE-33032 BE-33033	STD 0,25 0,50 0,75	1-4	49,970	53,000	1,506	22,10	
FULL-SET MOTORDICHTSATZ	FS-33270		HEAD GASKET INCLUDED					
FULL-SET MOTORDICHTSATZ	FS-33280		Vanette only HEAD GASKET INCLUDED					
HEAD-GASKET KOPFDICHTUNG	HG-33210							
Crankshaft Oil Seal Kurbelwellendichtung	OS-33010		FRONT 48x70x9					
Crankshaft Oil Seal Kurbelwellendichtung	OS-33011		REAR 80x100x13					
VALVE-SEAL VENTILSCHAFTD.	VS-33004	(x8)						

NISSAN
92,90x100,00
Diesel

TD25
2494cc 4 cyl.

NISSAN

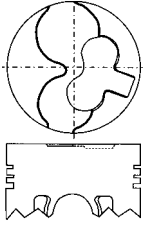
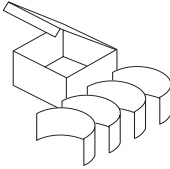
1988-93 Cabstar 2500(F22)
1993-- Cabstar 2500 Pick Up(F23)
1986-- Urvan 2500(E24)

RING-SET RINGSATZ	RS-33040	STD	2,5x2,0x4,0					
CYL. LINER ZYL. LAUF.			length	outside diameter	flange diameter	flange depth		
	CL-33040		160,0	95,9	102,0	5,0		
BEARING-SETS LAGERSATZE			Position	Shaft Dia Max. 	Housing Bore Min. 	Wall Thickness Max. 	Length Max. 	Note
MAINSET HAUPTLAGER	MS-33050 MS-33051 MS-33052 MS-33053	STD 0,25 0,50 0,75	1-5	70,920	74,981	2,013	26,00	
BIG-END PLEUELLAGER	BE-33060 BE-33061 BE-33062 BE-33063	STD 0,25 0,50 0,75	1-4	56,926	59,987	1,513	26,1	
TRUST-WASHER ANLAUFSCHLEIBE	TW-33010	STD						
PIN-BUSHING PLEUELBUCHSE	PB-33040	STD	SET					
FULL-SET MOTORDICHTSATZ	FS-33130		STEEL HEAD GASKET INCLUDED					
HEAD-GASKET KOPFDICHTUNG	HG-33090		STEEL					
Crankshaft Oil Seal Kurbelwellendichtung	OS-33013		FRONT 58x80x10					
Crankshaft Oil Seal Kurbelwellendichtung	OS-33014		REAR 86x100x10					
VALVE-SEAL VENTILSCHAFTD.	VS-33006	(x8)						

NISSAN
96,00x92,00
Diesel

TD27
2663cc 4 cyl.

1987-- **Terrano 2700(WBDY21)**
1987-- **UK Taxis-Black Cab**
1987-- **Van/Bus**

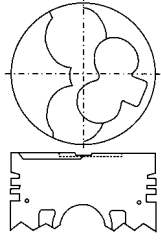
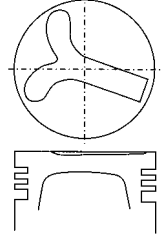
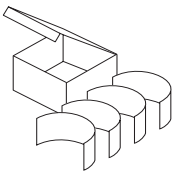
PISTONS KOLBEN					LENGTH LANGE	COMP.DIST KH	PIN BOLZEN	RINGS RINGE
alfin pistons	PN-33250	STD			87,0	50,2 -1,7	28,0x80,0	2,5 2,0 4,0
RING-SET RINGSATZ	RS-33370	STD	2,5x2,0x4,0					
CYL. LINER ZYL. LAUF.			length	outside diameter	flange diameter	flange depth		
	CL-33050		160,0	99,0	105,0	5,0		
BEARING-SETS LAGERSATZE			Position	Shaft Dia Max.	Housing Bore Min.	Wall Thickness Max.	Length Max.	Note
MAINSET HAUPTLAGER	MS-33050 MS-33051 MS-33052 MS-33053	STD 0,25 0,50 0,75	1-5	70,920	74,981	2,013	26,00	
BIG-END PLEUELLAGER	BE-33060 BE-33061 BE-33062 BE-33063	STD 0,25 0,50 0,75	1-4	56,926	59,987	1,513	26,1	
TRUST-WASHER ANLAUFSCHLEIBE	TW-33010	STD						
PIN-BUSHING PLEUELBUCHSE	PB-33040	STD	SET					
FULL-SET MOTORDICHTSATZ	FS-33140		STEEL HEAD GASKET INCLUDED					
HEAD-GASKET KOPFDICHTUNG	HG-33100		STEEL 1,30mm					
Crankshaft Oil Seal Kurbelwellendichtung	OS-33013		FRONT 58x80x10					
Crankshaft Oil Seal Kurbelwellendichtung	OS-33014		REAR 86x100x10					
VALVE-SEAL VENTILSCHAFTD.	VS-33006	(x8)						
VALVES	VI-33006	IN	43,5x8x117					
VENTILE	VE-33006	EX	38x8x117					

NISSAN
96,00x92,00
Diesel Turbo

TD27T
2663cc 4 cyl.

NISSAN

1993-- Terrano II 2700(LX/SLX)
1994-- Terrano II 2700(SGX/SE)

PISTONS KOLBEN					LENGTH LANGE	COMP.DIST KH	PIN BOLZEN	RINGS RINGE
alfin pistons with oil gallery	PN-33070	STD			87,0	50,3 -1,7	30,0x80,0	2,5(KEY) 2,0 4,0
alfin pistons with oil gallery NEW	PN-33080	STD			74,0	50,5 -1,7	30,0x80,0	2,5(KEY) 2,0 3,0
RING-SET RINGSATZ	RS-33060	STD	2,5(KEY)x2,0x4,0					
CYL. LINER ZYL. LAUF.			length	outside diameter	flange diameter	flange depth		
	CL-33050		160,0	99,0	105,0	5,0		
BEARING-SETS LAGERSATZE			Position	Shaft Dia Max.	Housing Bore Min.	Wall Thickness Max.	Length Max.	Note
MAINSET HAUPTLAGER	MS-33050 MS-33051 MS-33052 MS-33053	STD 0,25 0,50 0,75	1-5	70,920	74,981	2,013	26,00	
BIG-END PLEUELLAGER	BE-33060 BE-33061 BE-33062 BE-33063	STD 0,25 0,50 0,75	1-4	56,926	59,987	1,513	26,1	
TRUST-WASHER ANLAUFSCHLEIBE	TW-33010	STD						
PIN-BUSHING PLEUELBUCHSE	PB-33050	STD	SET					
FULL-SET MOTORDICHTSATZ	FS-33140		STEEL HEAD GASKET INCLUDED					



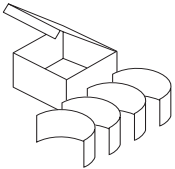
HEAD-GASKET KOPFDICHTUNG	HG-33100		STEEL 1,30mm
Crankshaft Oil Seal Kurbelwellendichtung	OS-33013		FRONT 58x80x10
Crankshaft Oil Seal Kurbelwellendichtung	OS-33014		REAR 86x100x10
VALVE-SEAL VENTILSCHAFTD.	VS-33006	(x8)	
VALVES VENTILE	VI-33006	IN	43,5x8x117
	VE-33006	EX	38x8x117

NISSAN
84,50x83,00
Diesel

LD28
2792cc 6 cyl.

NISSAN

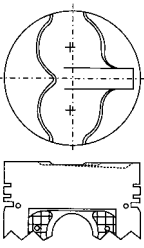
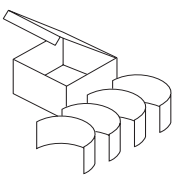
1985--87 **Laurel 280D(C32)**
1980--85 **Laurel 280CDX(ELJC31)**
1979--84 **Maxima 2800**
1980--85 **Skyline 280D**

RING-SET RINGSATZ	RS-33070	STD	2,0x2,0x4,0					
BEARING-SETS LAGERSATZ			Position	Shaft Dia Max.	Housing Bore Min.	Wall Thickness Max.	Length Max.	Note
MAINSET HAUPTLAGER	MS-33060 MS-33061 MS-33062	STD 0,25 0,50	1 2,3,5,6 4	54,955 54,955 54,955	58,660 58,660 58,660	1,835 1,835 1,838	26,10 24,10 31,95	
FULL-SET MOTORDICHTSATZ	FS-33160		HEAD GASKET NOT INCLUDED					
HEAD-GASKET KOPFDICHTUNG	HG-33300							
Crankshaft Oil Seal Kurbelwellendichtung	OS-33010		FRONT 48x70x9					
Crankshaft Oil Seal Kurbelwellendichtung	OS-33011		REAR 80x100x13					
VALVE-SEAL VENTILSCHAFTD.	VS-33004	(x12)						

NISSAN
85,00x83,00
Diesel Turbo

RD28T
2826cc 6 cyl.

1992-- **Cedric 2800 Turbo(UY32)**
1987-- **Patrol 2,8TD(Y60)**

PISTONS KOLBEN			LENGTH LANGE		COMP.DIST KH	PIN BOLZEN	RINGS RINGE	
alfin pistons with oil gallery	PN-33090	STD			78,3	27,0x66,8	2,0	
	PN-33091	0,50			46,8		2,0	
	PN-33092	1,00			-2,8		4,0	
RING-SET RINGSATZ	RS-33080 RS-33081 RS-33082	STD 0,50 1,00	2,0x2,0x4,0					
CYL. LINER ZYL. LAUF.			length	outside diameter	flange diameter	flange depth		
	CL-33060		150,0	89,0				
BEARING-SETS LAGERSATZE			Position	Shaft Dia Max.	Housing Bore Min.	Wall Thickness Max.	Length Max.	Note
MAINSET HAUPTLAGER	MS-33070 MS-33071 MS-33072	STD 0,25 0,50	1-3,5-7 4	54,975 54,975	58,645 58,645	1,819 1,819	19,90 26,95	
BIG-END PLEUELLAGER	BE-33080 BE-33081 BE-33082 BE-33083	STD 0,25 0,50 0,75	1-6	49,974	53,000	1,498	20,10	
FULL-SET MOTORDICHTSATZ	FS-33170		HEAD GASKET NOT INCLUDED					
HEAD-GASKET KOPFDICHTUNG	HG-33322		STEEL 1,42mm					
	HG-33321		STEEL 1,50mm					
	HG-33320		STEEL 1,58mm					
Crankshaft Oil Seal Kurbelwellendichtung	OS-33000		FRONT 40x52x7					
Crankshaft Oil Seal Kurbelwellendichtung	OS-33003		REAR 80x100x10					
Camshaft Oil Seal Nockenwellendichtung	OS-33008		34x48x8					
VALVE-SEAL VENTILSCHAFTD.	VS-33005	(x12)						
VALVES VENTILE	VI-33007	IN	39x7x101,8 1989--					
	VE-33007	EX	32x7x101,6 1989--					

NISSAN
87,00x83,00
Petrol

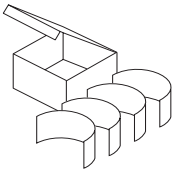
VG30E
2960cc

V6cyl. SOHC Injection

NISSAN

1985--95
1983--

Maxima 3000(J30)
Cedric 3000(PY30/KPY30)

RING-SET RINGSATZ	RS-33250	STD	1,5x1,5x2,8					
BEARING-SETS LAGERSATZ			Position	Shaft Dia Max.	Housing Bore Min.	Wall Thickness Max.	Length Max.	Note
MAINSET HAUPTLAGER	MS-33100 MS-33101 MS-33102	STD 0,25 0,50	1 2,3 4	62,975 62,975 62,975	66,645 66,645 66,645	1,821 1,821 1,821	22,60 19,10 28,85	
BIG-END PLEUELLAGER	BE-33110 BE-33111 BE-33112	STD 0,25 0,50	1-6	49,974	53,000	1,506	17,10	
FULL-SET MOTORDICHTSATZ	FS-33300		HEAD GASKETS INCLUDED					
HEAD-GASKET KOPFDICHTUNG	HG-33240	(x2)						
Crankshaft Oil Seal Kurbelwellendichtung	OS-33015		FRONT 33x47x7					
Crankshaft Oil Seal Kurbelwellendichtung	OS-33001		REAR 84x104x11					
Camshaft Oil Seal Nockenwellendichtung	OS-33008	(x2)	34x48x8					
VALVE-SEAL VENTILSCHAFTD.	VS-33005	IN (x6)						
VALVE-SEAL VENTILSCHAFTD.	VS-33004	EX (x6)						
VALVES VENTILE	VI-33008	IN	42x7x125,6					
	VE-33009	EX	35,2x8x124,5					
VALVE-GUIDES VENTILFUHRUNGEN	VG-33004	IN	11,23x7x58,6					
	VG-33005	EX	12,23x8x63,5					

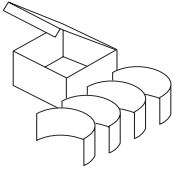
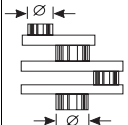
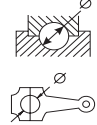
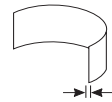
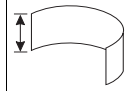
NISSAN
83,00x100,00
Diesel Turbo

SD33T
3246cc 6 cyl.

3 RINGS

1983--88
1988--89

Patrol 3200(KR160)
Patrol 3200(KR260)

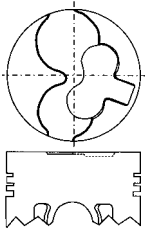
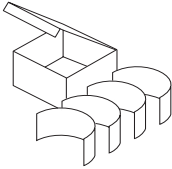
RING-SET RINGSATZ	RS-33090	STD	2,5(KEY)x2,0x4,0					
CYL. LINER ZYL. LAUF.			length	outside diameter	flange diameter	flange depth		
	CL-33070		176,0	87,0	93,0	5,0		
BEARING-SETS LAGERSATZE			Position	Shaft Dia Max. 	Housing Bore Min. 	Wall Thickness Max. 	Length Max. 	Note
BIG-END PLEUELLAGER	BE-33090 BE-33091 BE-33092	STD 0,25 0,50	1-6	52,926	55,987	1,513	26,13	
TRUST-WASHER ANLAUFSCHIEBE	TW-33010	STD						
FULL-SET MOTORDICHTSATZ	FS-33180		STEEL HEAD GASKET INCLUDED					
HEAD-GASKET KOPFDICHTUNG	HG-33130		STEEL					

NISSAN
96,00x96,00
Diesel

TD42
4169cc 6 cyl.

NISSAN

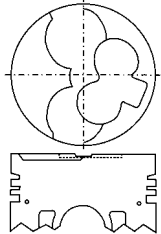
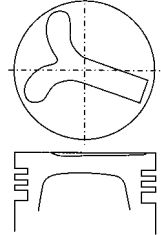
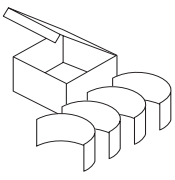
1988-- Patrol Jury 4200(URLGY60)
1992-- Patrol Wagon 4200
1987-- Safari 4200(VRY/VRGY60)

PISTONS KOLBEN					LENGTH LANGE	COMP.DIST KH	PIN BOLZEN	RINGS RINGE
alfin pistons	PN-33250	STD			87,0	50,2 -1,7	28,0x80,0	2,5 2,0 4,0
RING-SET RINGSATZ	RS-33100	STD	2,5x2,0x4,0					
CYL. LINER ZYL. LAUF.			length	outside diameter	flange diameter	flange depth		
	CL-33050		160,0	99,0	105,0	5,0		
BEARING-SETS LAGERSATZE			Position	Shaft Dia Max.	Housing Bore Min.	Wall Thickness Max.	Length Max.	Note
MAINSET HAUPTLAGER	MS-33090 MS-33091 MS-33092	STD 0,25 0,50	1-7	70,920	74,981	2,013	26,00	
BIG-END PLEUELLAGER	BE-33100 BE-33101 BE-33102	STD 0,25 0,50	1-6	56,926	59,987	1,513	26,10	
TRUST-WASHER ANLAUFSCHLEIBE	TW-33010	STD						
PIN-BUSHING PLEUELBUCHSE	PB-33240	STD	SET					
FULL-SET MOTORDICHTSATZ	FS-33190		STEEL HEAD GASKET INCLUDED					
HEAD-GASKET KOPFDICHTUNG	HG-33140		STEEL					
Crankshaft Oil Seal Kurbelwellendichtung	OS-33013		FRONT 58x80x10					
Crankshaft Oil Seal Kurbelwellendichtung	OS-33014		REAR 86x100x10					
VALVE-SEAL VENTILSCHAFTD.	VS-33006	(x12)						
VALVES VENTILE	VI-33006	IN	43,5x8x117					
	VE-33006	EX	38x8x117					

NISSAN
96,00x96,00
Diesel Turbo

TD42T
4169cc 6 cyl.

1988-- Patrol Jury 4200(URLGY60)
1992-- Patrol Wagon 4200
1987-- Safari 4200(VRY/VRGY60)

PISTONS KOLBEN			LENGTH LANGE		COMP.DIST KH	PIN BOLZEN	RINGS RINGE	
alfin pistons with oil gallery	PN-33070	STD			87,0	50,3 -1,7	30,0x80,0 2,5(KEY) 2,0 4,0	
alfin pistons with oil gallery NEW	PN-33080	STD			74,0	50,5 -1,7	30,0x80,0 2,5(KEY) 2,0 3,0	
RING-SET RINGSATZ	RS-33110	STD	2,5(KEY)x2,0x4,0					
CYL. LINER ZYL. LAUF.			length	outside diameter	flange diameter	flange depth		
	CL-33050		160,0	99,0	105,0	5,0		
BEARING-SETS LAGERSATZ			Position	Shaft Dia Max.	Housing Bore Min.	Wall Thickness Max.	Length Max.	Note
MAINSET HAUPTLAGER	MS-33090 MS-33091 MS-33092	STD 0,25 0,50	1-7	70,920	74,981	2,013	26,00	
BIG-END PLEUELLAGER	BE-33100 BE-33101 BE-33102	STD 0,25 0,50	1-6	56,926	59,987	1,513	26,10	
TRUST-WASHER ANLAUFSCHIEBE	TW-33010	STD						
FULL-SET MOTORDICHTSATZ	FS-33190		STEEL HEAD GASKET INCLUDED					
HEAD-GASKET KOPFDICHTUNG	HG-33140		STEEL					



Crankshaft Oil Seal Kurbelwellendichtung	OS-33013		FRONT 58x80x10
Crankshaft Oil Seal Kurbelwellendichtung	OS-33014		REAR 86x100x10
VALVE-SEAL VENTILSCHAFTD.	VS-33006	(x12)	
VALVES VENTILE	VI-33006	IN	43,5x8x117
	VE-33006	EX	38x8x117

TOYOTA
70,50x64,00
Petrol

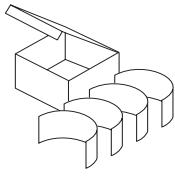
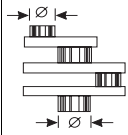
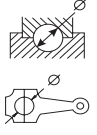
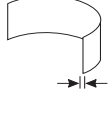
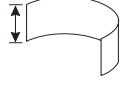
1E
999cc

4 cyl. **SOHC 12V Carburettor**

TOYOTA

12/89--12/92
10/84--12/89

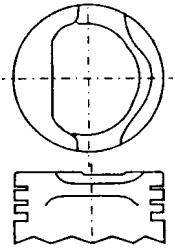
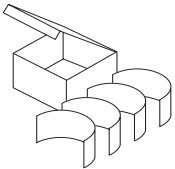
Starlet 1000 Std/XL/GL (EP80)
Starlet 1000 Std/XL/GL (EP70)

BEARING-SETS LAGERSATZE			Position	Shaft Dia Max. 	Housing Bore Min. 	Wall Thickness Max. 	Length Max. 	Note
MAINSET HAUPTLAGER	MS-34000 MS-34001 MS-34002 MS-34003	STD 0,25 0,50 0,75	1-5	47,000	51,022	2,000	16,00	
BIG-END PLEUELLAGER	BE-34000 BE-34001 BE-34002 BE-34003	STD 0,25 0,50 0,75	1-4	40,000	43,000	1,491	15,10	
GUIDE ROLLER FUHRUGNGSROLLE	TR-34001							
Crankshaft Oil Seal Kurbelwellendichtung	OS-34000		FRONT	35x49x6				
Crankshaft Oil Seal Kurbelwellendichtung	OS-34001		REAR	75x100x8,5				
Camshaft Oil Seal Nockenwellendichtung	OS-34000			35x49x6				
VALVE-SEAL VENTILSCHAFTD.	VS-34000	(x12)						
VALVES VENTILE	VI-34000	IN	30x6x92,3					
	VI-34001	IN	21x6x98,7					
	VE-34000	EX	31x6x92,3					
VALVE-GUIDES VENTILFUHRUNGEN	VG-34006	IN/EX	11,4x6x40,5					

TOYOTA
73,00x77,40
Petrol

2E
1295cc 4 cyl. **SOHC 12V**

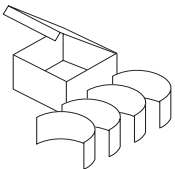
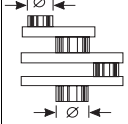
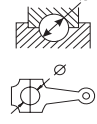
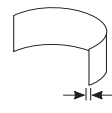
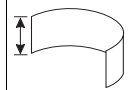
1984--92 **Corolla 1300(EE80/90/97)**
1985--87 **Sprinter 1300(EE80)**
1984--89 **Starlet 1300XL(EP71)**

PISTONS KOLBEN				LENGTH LANGE	COMP.DIST KH	PIN BOLZEN	RINGS RINGE	
	PN-34150 PN-34151 PN-34152	STD 0,50 1,00		58,0	30,0 -9,3	18,0x59,0	1,5 1,5 3,0	
RING-SET RINGSATZ	RS-34080 RS-34081	STD 0,50	1,5x1,5x3,0					
BEARING-SETS LAGERSATZE			Position	Shaft Dia Max.	Housing Bore Min.	Wall Thickness Max.	Length Max.	Note
MAINSET HAUPTLAGER	MS-34000 MS-34001 MS-34002 MS-34003	STD 0,25 0,50 0,75	1-5	47,000	51,022	2,000	16,00	
BIG-END PLEUELLAGER	BE-34000 BE-34001 BE-34002 BE-34003	STD 0,25 0,50 0,75	1-4	40,000	43,000	1,491	15,10	
FULL-SET MOTORDICHTSATZ	FS-34000		HEAD GASKET INCLUDED					
HEAD-GASKET KOPFDICHTUNG	HG-34000							
Crankshaft Oil Seal Kurbelwellendichtung	OS-34000		FRONT 35x49x6					
Crankshaft Oil Seal Kurbelwellendichtung	OS-34001		REAR 75x100x8,5					
Camshaft Oil Seal Nockenwellendichtung	OS-34000		35x49x6					
VALVE-SEAL VENTILSCHAFTD.	VS-34000	(x12)						
VALVES VENTILE	VI-34000	IN	30x6x92,3 N 1					
	VI-34001	IN	21x6x98,7 N 2					
	VE-34000	EX	31x6x92,3					
VALVE-GUIDES VENTILFUHRUNGEN	VG-34006	IN/EX	11,4x6x40,5					

TOYOTA
76,00x71,40
Petrol

2A/2A-U
1295cc **4 cyl.**

05/83--88 **Corolla 1300 (AE80)**
1979--82 **Corolla 1300 (AL11)**
05/82--07/83 **Corolla II 1300 (AL20)**
05/83--05/85 **Sprinter 1300(AE80)**
1979--88 **Tercel 1300 (AL20)**

RING-SET RINGSATZ	RS-34400	STD	2,0x2,0x4,0					
BEARING-SETS LAGERSATZ			Position	Shaft Dia Max. 	Housing Bore Min. 	Wall Thickness Max. 	Length Max. 	Note
MAINSET HAUPTLAGER	MS-34010 MS-34011 MS-34012	STD 0,25 0,50	1-5	48,000	52,020	2,004	19,90	01/83--
BIG-END PLEUELLAGER	BE-34010 BE-34011 BE-34012 BE-34013	STD 0,25 0,50 0,75	1-4	40,000	43,000	1,490	17,10	01/83--
TRUST-WASHER ANLAUFSCHIEBE	TW-34010	STD						
Crankshaft Oil Seal Kurbelwellendichtung	OS-34002		FRONT 32,5x46x6					
Crankshaft Oil Seal Kurbelwellendichtung	OS-34003		REAR 70x92x8,5					
Camshaft Oil Seal Nockenwellendichtung	OS-34000		35x49x6					

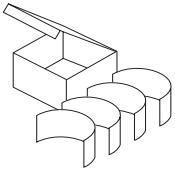
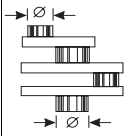
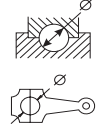
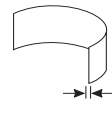
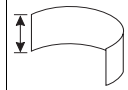
TOYOTA
74,00x77,40
Petrol

4E-FE
1331cc

4 cyl. **SOHC 16V Multipoint Injection**

05/92-04/97

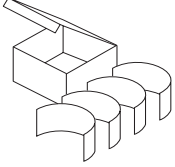
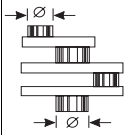
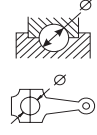
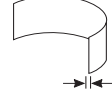
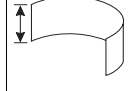
Corolla 1300 16V Gli/CD/GS/Xli

RING-SET RINGSATZ	RS-34310	STD	1,2x1,2x3,0					
BEARING-SETS LAGERSATZE			Position	Shaft Dia Max. 	Housing Bore Min. 	Wall Thickness Max. 	Length Max. 	Note
MAINSET HAUPTLAGER	MS-34000 MS-34001 MS-34002 MS-34003	STD 0,25 0,50 0,75	1-5	47,000	51,022	2,000	16,00	
BIG-END PLEUELLAGER	BE-34000 BE-34001 BE-34002 BE-34003	STD 0,25 0,50 0,75	1-4	40,000	43,000	1,491	15,10	
FULL-SET MOTORDICHTSATZ	FS-34500		HEAD GASKET INCLUDED					
HEAD-GASKET KOPFDICHTUNG	HG-34500							
Crankshaft Oil Seal Kurbelwellendichtung	OS-34000		FRONT 35x49x6		05/92--05/95			
VALVE-GUIDES VENTILFUHRUNGEN	VG-34006	IN/EX	11,4x6x40,5					

TOYOTA
77,50x77,00
Petrol

3A-C/U/UL
1452cc **4 cyl.**

03/79--09/90 **Corolla 1500 (AE70)**
05/82--08/84 **Corolla II 1500 (AL21)**
05/83-- **Corolla 1500 (AE81)**
1979--04/82 **Carina 1500**
03/79--84 **Corsa 1500 (AL21)**

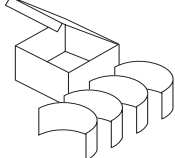
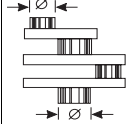
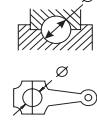
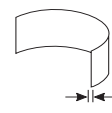
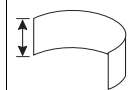
BEARING-SETS LAGERSATZE			Position	Shaft Dia Max. 	Housing Bore Min. 	Wall Thickness Max. 	Length Max. 	Note
MAINSET HAUPTLAGER	MS-34010 MS-34011 MS-34012	STD 0,25 0,50	1-5	48,000	52,020	2,004	19,90	01/83--
BIG-END PLEUELLAGER	BE-34010 BE-34011 BE-34012 BE-34013	STD 0,25 0,50 0,75	1-4	40,000	43,000	1,490	17,10	01/83--
TRUST-WASHER ANLAUFSCHLEIBE	TW-34010	STD						
Crankshaft Oil Seal Kurbelwellendichtung	OS-34002		FRONT	32,5x46x6				
Crankshaft Oil Seal Kurbelwellendichtung	OS-34003		REAR	70x92x8,5				
Camshaft Oil Seal Nockenwellendichtung	OS-34000			35x49x6				

TOYOTA
73,00x87,00
Petrol

3E
1456cc 4 cyl. **SOHC 12V**

08/86--08/88
05/88--

Tercel 1500 (EL31)
Tercel 1500 (EL)

RING-SET RINGSATZ	RS-34080 RS-34081	STD 0,50	1,5x1,5x3,0					
BEARING-SETS LAGERSATZE			Position	Shaft Dia Max. 	Housing Bore Min. 	Wall Thickness Max. 	Length Max. 	Note
MAINSET HAUPTLAGER	MS-34000 MS-34001 MS-34002 MS-34003	STD 0,25 0,50 0,75	1-5	47,000	51,022	2,000	16,00	
BIG-END PLEUELLAGER	BE-34000 BE-34001 BE-34002 BE-34003	STD 0,25 0,50 0,75	1-4	40,000	43,000	1,491	15,10	
HEAD-GASKET KOPFDICHTUNG	HG-34000							
Crankshaft Oil Seal Kurbelwellendichtung	OS-34000		FRONT 35x49x6					
Camshaft Oil Seal Nockenwellendichtung	OS-34000		35x49x6					
VALVE-SEAL VENTILSCHAFTD.	VS-34000	(x12)						
VALVES VENTILE	VI-34000	IN	30x6x92,3 N 1					
	VI-34001	IN	21x6x98,7 N 2					
	VE-34000	EX	31x6x92,3					
VALVE-GUIDES VENTILFUHRUNGEN	VG-34006	IN/EX	11,4x6x40,5					

TOYOTA
78,70x77,00
Petrol

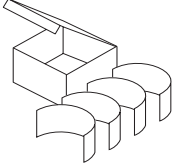
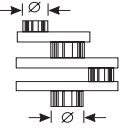
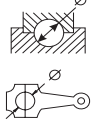
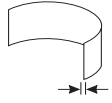
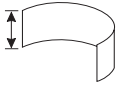
5AF
1498cc

4 cyl. DOHC

TOYOTA

05/87--
01/88--

Corolla Levin 1500 (AE90)
Corona 1500 (AT170)

BEARING-SETS LAGERSATZE			Position	Shaft Dia Max. 	Housing Bore Min. 	Wall Thickness Max. 	Length Max. 	Note
MAINSET HAUPTLAGER	MS-34010 MS-34011 MS-34012	STD 0,25 0,50	1-5	48,000	52,020	2,004	19,90	
BIG-END PLEUELLAGER	BE-34010 BE-34011 BE-34012 BE-34013	STD 0,25 0,50 0,75	1-4	40,000	43,000	1,490	17,10	
TRUST-WASHER ANLAUFSCHIEBE	TW-34010	STD						

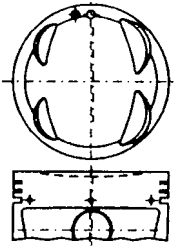
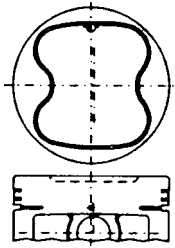
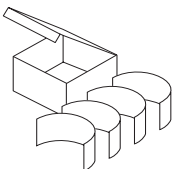
TOYOTA
81,00x77,00
Petrol

4AF
1587cc

4 cyl. DOHC 16V Carburettor

1988-92
1987--92
1988-92

Carina 1600 16V
Corolla 1600 16V(AE95)
MR2 1600(AW)

PISTONS KOLBEN				LENGTH	COMP.DIST	PIN	RINGS	
				LANGE	KH	BOLZEN	RINGE	
	PN-34200 PN-34201 PN-34202	STD 0,50 1,00		55,75	30,5 -2,55	20,0x56,0	1,2 1,5 3,0	
	PN-34210 PN-34211 PN-34212	STD 0,50 1,00		61,0	30,5 -2,8	18,0x61,0	1,5 1,5 3,0	
RING-SET RINGSATZ	RS-34170 RS-34171	STD 0,50	1,2x1,5x3,0					
RING-SET RINGSATZ	RS-34250 RS-34251	STD 0,50	1,5x1,5x3,0					
BEARING-SETS LAGERSATZE			Position	Shaft Dia Max.	Housing Bore Min.	Wall Thickness Max.	Length Max.	Note
MAINSET HAUPTLAGER	MS-34010 MS-34011 MS-34012	STD 0,25 0,50	1-5	48,000	52,020	2,004	19,90	
BIG-END PLEUELLAGER	BE-34010 BE-34011 BE-34012 BE-34013	STD 0,25 0,50 0,75	1-4	40,000	43,000	1,490	17,10	
TRUST-WASHER ANLAUFSCHIEBE	TW-34010	STD						
FULL-SET MOTORDICHTSATZ	FS-34010		HEAD GASKET INCLUDED					
HEAD-GASKET KOPFDICHTUNG	HG-34010							



Crankshaft Oil Seal Kurbelwellendichtung	OS-34002		FRONT 32,5x46x6
Crankshaft Oil Seal Kurbelwellendichtung	OS-34003		REAR 70x92x8,5
Camshaft Oil Seal Nockenwellendichtung	OS-34000	(x2)	35x49x6
VALVE-SEAL VENTILSCHAFTD.	VS-34000	(x16)	
VALVES VENTILE	VI-34002	IN	29,9x6x91,5
	VE-34001	EX	24,5x6x92

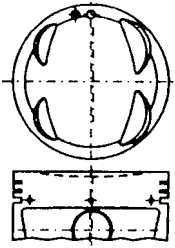
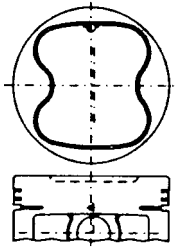
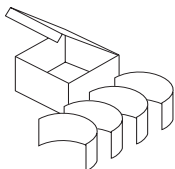
TOYOTA
81,00x77,00
Petrol

4AFE
1587cc

4 cyl. DOHC 16V Injection

05/92--
12/87--03/92
01/93--09/97
10/89--01/94

Corolla 1600 16V(AE101)
Carina II 1600 16V(AT171)
Carina E 1600 16V(AT190)
Celica 1600 16V(AT180)

PISTONS KOLBEN				LENGTH	COMP.DIST	PIN	RINGS	
				LANGE	KH	BOLZEN	RINGE	
	PN-34200 PN-34201 PN-34202	STD 0,50 1,00		55,75	30,5 -2,55	20,0x56,0	1,2 1,5 3,0	
	PN-34210 PN-34211 PN-34212	STD 0,50 1,00		61,0	30,5 -2,8	18,0x61,0	1,5 1,5 3,0	
RING-SET RINGSATZ	RS-34170 RS-34171	STD 0,50	1,2x1,5x3,0					
RING-SET RINGSATZ	RS-34250 RS-34251	STD 0,50	1,5x1,5x3,0					
BEARING-SETS LAGERSATZE			Position	Shaft Dia Max.	Housing Bore Min.	Wall Thickness Max.	Length Max.	Note
MAINSET HAUPTLAGER	MS-34010 MS-34011 MS-34012	STD 0,25 0,50	1-5	48,000	52,020	2,004	19,90	
BIG-END PLEUELLAGER	BE-34010 BE-34011 BE-34012 BE-34013	STD 0,25 0,50 0,75	1-4	40,000	43,000	1,490	17,10	
TRUST-WASHER ANLAUFSCHIEBE	TW-34010	STD						
FULL-SET MOTORDICHTSATZ	FS-34030		HEAD GASKET INCLUDED					
HEAD-GASKET KOPFDICHTUNG	HG-34020							



Crankshaft Oil Seal Kurbelwellendichtung	OS-34002		FRONT 32,5x46x6
Crankshaft Oil Seal Kurbelwellendichtung	OS-34003		REAR 70x92x8,5
Camshaft Oil Seal Nockenwellendichtung	OS-34000	(x2)	35x49x6
VALVE-SEAL VENTILSCHAFTD.	VS-34000	(x16)	
VALVES VENTILE	VI-34016	IN	31x6x87,5
	VE-34016	EX	24,5x6x88

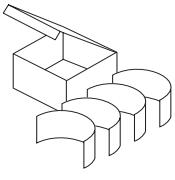
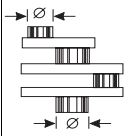
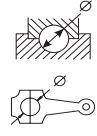
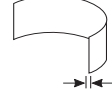
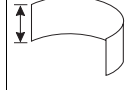
TOYOTA
81,00x77,00
Petrol

4AGE
1587cc

4 cyl. DOHC 16V Injection

05/87--06/92
1988--06/92
1988--06/92

Corolla 1600 16V(AE92)
Carina 1600 16V(AT171)
Sprinter 1600 16V(AE92)

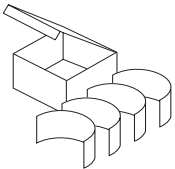
RING-SET RINGSATZ	RS-34320	STD	1,2x1,5x2,8					
RING-SET RINGSATZ	RS-34330	STD	1,5x1,5x2,8					
BEARING-SETS LAGERSATZE			Position	Shaft Dia Max. 	Housing Bore Min. 	Wall Thickness Max. 	Length Max. 	Note
MAINSET HAUPTLAGER	MS-34010 MS-34011 MS-34012	STD 0,25 0,50	1-5	48,000	52,020	2,004	19,90	
BIG-END PLEUELLAGER	BE-34010 BE-34011 BE-34012 BE-34013	STD 0,25 0,50 0,75	1-4	40,000	43,000	1,490	17,10	
TRUST-WASHER ANLAUFSCHIEBE	TW-34010	STD						
FULL-SET MOTORDICHTSATZ	FS-34040		--05/89 HEAD GASKET INCLUDED					
FULL-SET MOTORDICHTSATZ	FS-34050		05/89-- HEAD GASKET INCLUDED					
HEAD-GASKET KOPFDICHTUNG	HG-34030		--05/89					
Crankshaft Oil Seal Kurbelwellendichtung	OS-34002		FRONT 32,5x46x6					
Crankshaft Oil Seal Kurbelwellendichtung	OS-34003		REAR 70x92x8,5					
Camshaft Oil Seal Nockenwellendichtung	OS-34000	(x2)	35x49x6					
VALVE-SEAL VENTILSCHAFTD.	VS-34000	(x16)						

TOYOTA
81,00x77,00
Petrol

4AGEU
1587cc

4 cyl. DOHC 16V

1985--87 **Celica 1600 16V(AT160/AA63)**
1983--85 **Carina 1600 16V(AA63)**
1983--87 **Corolla 1600 16V(AE82/86/92)**
1983--87 **Corona 1600 16V(AT141/160)**
1985--87 **MR2 1600 16V(AW11)**

RING-SET RINGSATZ	RS-34320	STD	1,2x1,5x2,8					
RING-SET RINGSATZ	RS-34330	STD	1,5x1,5x2,8					
BEARING-SETS LAGERSATZE			Position	Shaft Dia Max.	Housing Bore Min.	Wall Thickness Max.	Length Max.	Note
MAINSET HAUPTLAGER	MS-34010 MS-34011 MS-34012	STD 0,25 0,50	1-5	48,000	52,020	2,004	19,90	
BIG-END PLEUELLAGER	BE-34010 BE-34011 BE-34012 BE-34013	STD 0,25 0,50 0,75	1-4	40,000	43,000	1,490	17,10	
TRUST-WASHER ANLAUFSCHIEBE	TW-34010	STD						
FULL-SET MOTORDICHTSATZ	FS-34040		HEAD GASKET INCLUDED					
HEAD-GASKET KOPFDICHTUNG	HG-34030							
Crankshaft Oil Seal Kurbelwellendichtung	OS-34002		FRONT 32,5x46x6					
Crankshaft Oil Seal Kurbelwellendichtung	OS-34003		REAR 70x92x8,5					
Camshaft Oil Seal Nockenwellendichtung	OS-34000	(x2)	35x49x6					
VALVE-SEAL VENTILSCHAFTD.	VS-34000	(x16)						

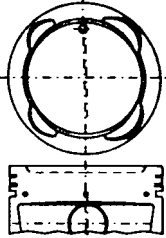
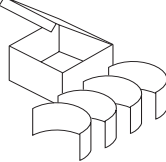
TOYOTA
81,00x86,00
Petrol

7AFE
1762cc

4 cyl. DOHC 16V Multipoint Injection

10/94--
11/93--
10/94--

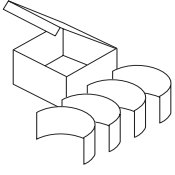
Corolla 1800 16V(AE)
Celica 1800 16V(AT200)
Carina E 1800 GL/XL/CDX 16V(AT191)

PISTONS KOLBEN				LENGTH LANGE	COMP.DIST KH	PIN BOLZEN	RINGS RINGE	
	PN-34310 PN-34311 PN-34312	STD 0,50 1,00		55,6	30,5 -3,6	20,0x56,0	1,2 1,5 3,0	
RING-SET RINGSATZ	RS-34170 RS-34171	STD 0,50	1,2x1,5x3,0					
BEARING-SETS LAGERSATZE			Position	Shaft Dia Max.	Housing Bore Min.	Wall Thickness Max.	Length Max.	Note
MAINSET HAUPTLAGER	MS-34010 MS-34011 MS-34012	STD 0,25 0,50	1-5	48,000	52,020	2,004	19,90	
BIG-END PLEUELLAGER	BE-34250 BE-34251 BE-34252	STD 0,25 0,50	1-4	48,000	51,000	1,490	17,10	
TRUST-WASHER ANLAUFSCHIEBE	TW-34010	STD						
FULL-SET MOTORDICHTSATZ	FS-34320		STEEL HEAD GASKET INCLUDED					
HEAD-GASKET KOPFDICHTUNG	HG-34320		STEEL					
Crankshaft Oil Seal Kurbelwellendichtung	OS-34002		FRONT 32,5x46x6					
Crankshaft Oil Seal Kurbelwellendichtung	OS-34003		REAR 70x92x8,5					
Camshaft Oil Seal Nockenwellendichtung	OS-34000	(x2)	35x49x6					
VALVE-SEAL VENTILSCHAFTD.	VS-34000	(x16)						
VALVES VENTILE	VI-34016	IN	31x6x87,5					
	VE-34016	EX	24,5x6x88					

TOYOTA
80,50x90,00
Petrol

1S
1832cc 4 cyl.

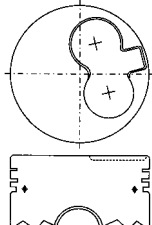
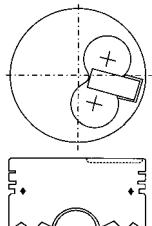
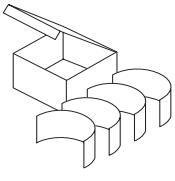
10/82--10/86 **Camry 1800 (SV10)**
1981--88 **Carina 1800 (SA60/SA60G)**
1981--10/83 **Celica 1800 (SA60)**
1981--10/83 **Corona 1800 (ST140/150)**
1981-- **Vista 1800 (SV10)**

BEARING-SETS LAGERSATZE			Position	Shaft Dia Max.	Housing Bore Min.	Wall Thickness Max.	Length Max.	Note
MAINSET HAUPTLAGER	MS-34030 MS-34031 MS-34032	STD 0,25 0,50	1,2,4,5 3	55,000 55,000	59,020 59,020	2,000 1,995	19,20 23,00	
BIG-END PLEUELLAGER	BE-34030 BE-34031 BE-34032 BE-34033	STD 0,25 0,50 0,75	1-4	48,000	51,000	1,488	20,50	
TRUST-WASHER ANLAUFSCHIEBE	TW-34030	STD						
Crankshaft Oil Seal Kurbelwellendichtung	OS-34004		FRONT	42x60x7				
Crankshaft Oil Seal Kurbelwellendichtung	OS-34011		REAR	85x105x10				
Camshaft Oil Seal Nockenwellendichtung	OS-34006			38x50x8				
Oil Seal Dichtung	OS-34009		OIL PUMP	60x90x22				
			1983--					

TOYOTA
83,00x85,00
Diesel

1C
1839cc 4 cyl.

01/82--12/83 Carina 1800(CA60)
10/82--12/83 Corona 1800 DLX/STD(LCT140)
10/82--08/85 Liteace 1800 Van STD(CM20/25/26/35/50)
05/87--05/92 Corolla 1800 STD/XL/XLR(CE90)

PISTONS KOLBEN					LENGTH LANGE	COMP.DIST KH	PIN BOLZEN	RINGS RINGE
--1985	PN-34250	STD			77,0	47,0	27,0x68,0	2,0(KEY) 2,0 4,0
	PN-34251	0,50						
	PN-34252	1,00						
1985--	PN-34260	STD			77,0	47,0	27,0x58,0	2,0(KEY) 2,0 3,0
	PN-34261	0,50						
	PN-34262	1,00						
RING-SET RINGSATZ	RS-34000	STD	2,0(KEY)x2,0x4,0					
	RS-34001	0,50						
	RS-34002	1,00	--1985					
RING-SET RINGSATZ	RS-34010	STD	2,0(KEY)x2,0x3,0					
	RS-34011	0,50						
	RS-34012	1,00	1985--					
CYL. LINER ZYL. LAUF.			length	outside diameter	flange diameter	flange depth		
	CL-34000		144,0	87,0				
BEARING-SETS LAGERSATZE			Position	Shaft Dia Max.	Housing Bore Min.	Wall Thickness Max.	Length Max.	Note
MAINSET HAUPTLAGER	MS-34150	STD	1-5	57,000	61,000	1,990	22,00	--1985
	MS-34151	0,25						
	MS-34152	0,50						
MAINSET HAUPTLAGER	MS-34020	STD	1-5	57,000	61,000	1,990	20,00	1985--
	MS-34021	0,25						
	MS-34022	0,50						
BIG-END PLEUELLAGER	BE-34150	STD	1-4	50,500	53,500	1,482	23,10	--1985
	BE-34151	0,25						
	BE-34152	0,50						
	BE-34153	0,75						
BIG-END PLEUELLAGER	BE-34020	STD	1-4	50,500	53,500	1,482	18,90	1985--
	BE-34021	0,25						
	BE-34022	0,50						
	BE-34023	0,75						
TRUST-WASHER ANLAUFSCHIEBE	TW-34020	STD						



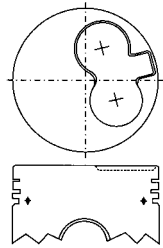
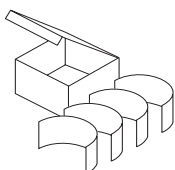
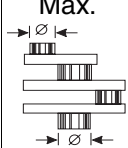
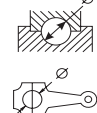
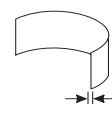
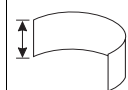
PIN-BUSHING PLEUELBUCHSE	PB-34000	STD	--1985 SET
FULL-SET MOTORDICHTSATZ	FS-34070		07/1983-- HEAD GASKET INCLUDED
FULL-SET MOTORDICHTSATZ	FS-34080		only Corolla(CE90) STEEL HEAD GASKET INCLUDED
HEAD-GASKET KOPFDICHTUNG	HG-34070		07/1983-- STEEL
LIFTER STOSSEL	LT-34001		
Crankshaft Oil Seal Kurbelwellendichtung	OS-34004		FRONT 42x60x7
Crankshaft Oil Seal Kurbelwellendichtung	OS-34005		REAR 90x110x80,5
Camshaft Oil Seal Nockenwellendichtung	OS-34006		38x50x8 --01/85
Camshaft Oil Seal Nockenwellendichtung	OS-34007		37,5x50x6 02/85--
VALVE-SEAL VENTILSCHAFTD.	VS-34001	(x8)	
VALVES VENTILE	VI-34009	IN	38,5x8x105
	VE-34007	EX	32,5x8x105
VALVES VENTILE	VI-34012	IN	38,5x8x106,5
	VE-34012	EX	32,5x8x106,5

TOYOTA
83,00x85,00
Diesel Turbo

1CT
1839cc 4 cyl.

08/83--08/85

Camry 1800 GL/DLX Turbo(CV10)

PISTONS KOLBEN					LENGTH LANGE	COMP.DIST KH	PIN BOLZEN	RINGS RINGE
	PN-34270 PN-34271 PN-34272	STD 0,50 1,00			77,0	47,0 -1,1	27,0x68,0	2,0(KEY) 2,0 4,0
RING-SET RINGSATZ	RS-34000 RS-34001 RS-34002	STD 0,50 1,00	2,0(KEY)x2,0x4,0 --1985					
RING-SET RINGSATZ	RS-34010 RS-34011 RS-34012	STD 0,50 1,00	2,0(KEY)x2,0x3,0 1985--					
CYL. LINER ZYL. LAUF.			length	outside diameter	flange diameter	flange depth		
	CL-34000		144,0	87,0				
BEARING-SETS LAGERSATZE			Position	Shaft Dia Max.	Housing Bore Min.	Wall Thickness Max.	Length Max.	Note
								
MAINSET HAUPTLAGER	MS-34150 MS-34151 MS-34152	STD 0,25 0,50	1-5	57,000	61,000	1,990	22,00	--1985
MAINSET HAUPTLAGER	MS-34020 MS-34021 MS-34022	STD 0,25 0,50	1-5	57,000	61,000	1,990	20,00	1985--
BIG-END PLEUELLAGER	BE-34150 BE-34151 BE-34152 BE-34153	STD 0,25 0,50 0,75	1-4	50,500	53,500	1,482	23,10	--1985
BIG-END PLEUELLAGER	BE-34020 BE-34021 BE-34022 BE-34023	STD 0,25 0,50 0,75	1-4	50,500	53,500	1,482	18,90	1985--
TRUST-WASHER ANLAUFSCHIEBE	TW-34020	STD						
PIN-BUSHING PLEUELBUCHSE	PB-34000	STD	SET					

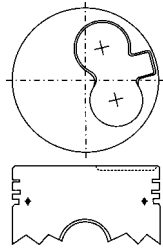
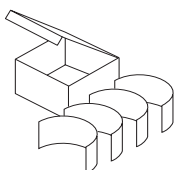
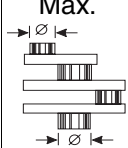
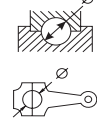
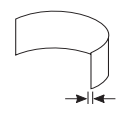
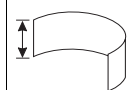


FULL-SET MOTORDICHTSATZ	FS-34080		STEEL HEAD GASKET INCLUDED
HEAD-GASKET KOPFDICHTUNG	HG-34070		STEEL
LIFTER STOSSEL	LT-34001		
Crankshaft Oil Seal Kurbelwellendichtung	OS-34004		FRONT 42x60x7
Crankshaft Oil Seal Kurbelwellendichtung	OS-34005		REAR 90x110x80,5
Camshaft Oil Seal Nockenwellendichtung	OS-34006		38x50x8 --01/85
Camshaft Oil Seal Nockenwellendichtung	OS-34007		37,5x50x6 02/85--
VALVE-SEAL VENTILSCHAFD.	VS-34001	(x8)	
VALVES VENTILE	VI-34009	IN	38,5x8x105
	VE-34007	EX	32,5x8x105
VALVES VENTILE	VI-34012	IN	38,5x8x106,5
	VE-34012	EX	32,5x8x106,5

TOYOTA
86,00x85,00
Diesel

2C
1974cc 4 cyl.

05/84--05/85 Camry 2000(CV)
04/92--12/95 Carina E 2000(CT190)
05/92-- Corolla 2000(CE100/CR27V/36V)
1983-- Liteace 2000(CM)
07/83-- Townace 2000(CR27V/36V)

PISTONS KOLBEN					LENGTH LANGE	COMP.DIST KH	PIN BOLZEN	RINGS RINGE
1985--	PN-34180	STD			77,0	47,0	27,0x58,0	2,0(KEY)
	PN-34181	0,50						
	PN-34182	1,00						
RING-SET RINGSATZ	RS-34020	STD	2,0(KEY)x2,0x4,0					
	RS-34021	0,50						
	RS-34022	1,00	--1985					
	RS-34190	STD	2,0(KEY)x2,0x3,0					
	RS-34191	0,50						
	RS-34192	1,00	1985--					
CYL. LINER ZYL. LAUF.			length	outside diameter	flange diameter	flange depth		
	CL-34010		156,0	90,0				
BEARING-SETS LAGERSATZE			Position	Shaft Dia Max.	Housing Bore Min.	Wall Thickness Max.	Length Max.	Note
								
MAINSET HAUPTLAGER	MS-34150	STD	1-5	57,000	61,000	1,990	22,00	--1985
	MS-34151	0,25						
	MS-34152	0,50						
MAINSET HAUPTLAGER	MS-34020	STD	1-5	57,000	61,000	1,990	20,00	1985--
	MS-34021	0,25						
	MS-34022	0,50						
BIG-END PLEUELLAGER	BE-34150	STD	1-4	50,500	53,500	1,482	23,10	--1985
	BE-34151	0,25						
	BE-34152	0,50						
	BE-34153	0,75						
BIG-END PLEUELLAGER	BE-34020	STD	1-4	50,500	53,500	1,482	18,90	1985--
	BE-34021	0,25						
	BE-34022	0,50						
	BE-34023	0,75						
TRUST-WASHER ANLAUFSCHIEBE	TW-34020	STD						
PIN-BUSHING PLEUELBUCHSE	PB-34000	STD	--1985 SET					



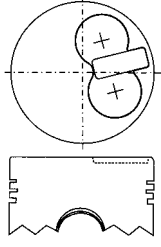
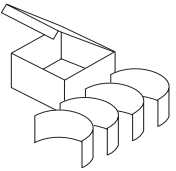
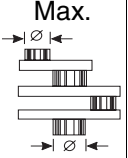
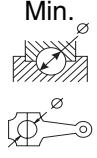
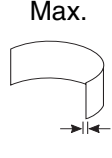
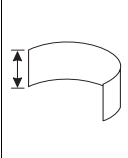
FULL-SET MOTORDICHTSATZ	FS-34090		HEAD GASKET INCLUDED
HEAD-GASKET KOPFDICHTUNG	HG-34090		
LIFTER STOSSEL	LT-34001		
Crankshaft Oil Seal Kurbelwellendichtung	OS-34004		FRONT 42x60x7
Crankshaft Oil Seal Kurbelwellendichtung	OS-34005		REAR 90x110x80,5
Camshaft Oil Seal Nockenwellendichtung	OS-34007		37,5x50x6
Oil Seal Dichtung	OS-34008		OIL PUMP 20x32x5
VALVE-SEAL VENTILSCHAFTD.	VS-34001	(x8)	
VALVES VENTILE	VI-34009	IN	38,5x8x105
	VE-34007	EX	32,5x8x105
VALVES VENTILE	VI-34012	IN	38,5x8x106,5
	VE-34012	EX	32,5x8x106,5
VALVE-GUIDES VENTILFUHRUNGEN	VG-34000	IN	
	VG-34001	EX	

TOYOTA
86,00x85,00
Diesel Turbo

2CT
1974cc 4 cyl.

08/85--10/86
10/86--08/88
08/87--
01/96--

Camry 2000 GL Turbo(CV11)
Camry 2000 GL/XL Turbo(CV20)
Townace 2000 Turbo(CR37G)
Carina E 2000 Turbo

PISTONS KOLBEN					LENGTH LANGE	COMP.DIST KH	PIN BOLZEN	RINGS RINGE
alfin pistons	PN-34040	STD			77,0	47,0	27,0x61,0	2,0(KEY) 2,0 4,0
	PN-34041	0,50						
	PN-34042	1,00						
RING-SET RINGSATZ	RS-34020	STD	2,0(KEY)x2,0x4,0					
	RS-34021	0,50						
	RS-34022	1,00	--1985					
	RS-34190	STD	2,0(KEY)x2,0x3,0					
	RS-34191	0,50						
	RS-34192	1,00	1985--					
CYL. LINER ZYL. LAUF.			length	outside diameter	flange diameter	flange depth		
	CL-34010		156,0	90,0				
BEARING-SETS LAGERSATZE			Position	Shaft Dia Max.	Housing Bore Min.	Wall Thickness Max.	Length Max.	Note
								
MAINSET HAUPTLAGER	MS-34150	STD	1-5	57,000	61,000	1,990	22,00	--1985
	MS-34151	0,25						
	MS-34152	0,50						
MAINSET HAUPTLAGER	MS-34020	STD	1-5	57,000	61,000	1,990	20,00	1985--
	MS-34021	0,25						
	MS-34022	0,50						
BIG-END PLEUELLAGER	BE-34150	STD	1-4	50,500	53,500	1,482	23,10	--1985
	BE-34151	0,25						
	BE-34152	0,50						
	BE-34153	0,75						
BIG-END PLEUELLAGER	BE-34020	STD	1-4	50,500	53,500	1,482	18,90	1985--
	BE-34021	0,25						
	BE-34022	0,50						
	BE-34023	0,75						
TRUST-WASHER ANLAUFSCHIEBE	TW-34020	STD						

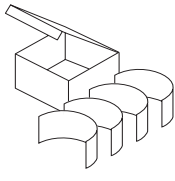


FULL-SET MOTORDICHTSATZ	FS-34110		1989-- STEEL HEAD GASKET INCLUDED
HEAD-GASKET KOPFDICHTUNG	HG-34090		--1988
HEAD-GASKET KOPFDICHTUNG	HG-34100		1989-- STEEL
LIFTER STOSSEL	LT-34001		
Crankshaft Oil Seal Kurbelwellendichtung	OS-34004		FRONT 42x60x7
Crankshaft Oil Seal Kurbelwellendichtung	OS-34005		REAR 90x110x80,5
Camshaft Oil Seal Nockenwellendichtung	OS-34007		37,5x50x6
Oil Seal Dichtung	OS-34008		OIL PUMP 20x32x5
VALVE-SEAL VENTILSCHAFTD.	VS-34001	(x8)	
VALVES VENTILE	VI-34009	IN	38,5x8x105
	VE-34007	EX	32,5x8x105
VALVES VENTILE	VI-34012	IN	38,5x8x106,5
	VE-34012	EX	32,5x8x106,5
VALVE-GUIDES VENTILFUHRUNGEN	VG-34000	IN	
	VG-34001	EX	

TOYOTA
84,00x90,00
Petrol

2S
1995cc 4 cyl.

1982--87 **Camry 2000 (SV11)**
1982-- **Corona 2000 (ST140/150)**
1986--87 **Celica 2000**
1982-- **Cresta 2000 (SX10)**
1982-- **Cressida 2000 (SX60)**

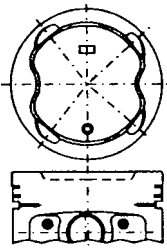
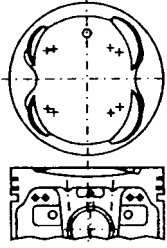
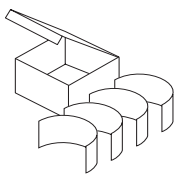
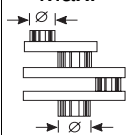
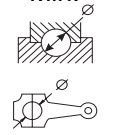
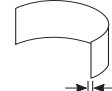
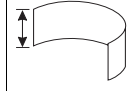
BEARING-SETS LAGERSATZE			Position	Shaft Dia Max.	Housing Bore Min.	Wall Thickness Max.	Length Max.	Note
MAINSET HAUPTLAGER	MS-34030 MS-34031 MS-34032	STD 0,25 0,50	1,2,4,5 3	55,000 55,000	59,020 59,020	2,000 1,995	19,20 23,00	
BIG-END PLEUELLAGER	BE-34030 BE-34031 BE-34032 BE-34033	STD 0,25 0,50 0,75	1-4	48,000	51,000	1,488	20,50	
TRUST-WASHER ANLAUFSCHIEBE	TW-34030	STD						
Crankshaft Oil Seal Kurbelwellendichtung	OS-34004		FRONT	42x60x7				
Crankshaft Oil Seal Kurbelwellendichtung	OS-34011		REAR	85x105x10				
Camshaft Oil Seal Nockenwellendichtung	OS-34006			38x50x8				

TOYOTA
86,00x86,00
Petrol

3SFE
1998cc 4 cyl. **DOHC 16V Injection**

1987--89
02/92--01/96
12/87--02/92
1986--89
06/94--08/96

Camry 2000(SV21/25)
Carina 2000 E Gli/Exec(ST191)
Carina 2000 II(ST171)
Celica 2000(ST171)
RAV 4 (SXA1)

PISTONS KOLBEN				LENGTH LANGE	COMP.DIST KH	PIN BOLZEN	RINGS RINGE	
	PN-34160 PN-34161 PN-34162	STD 0,50 1,00		68,4	35,4 -4,4	20,0x66,0	1,5 1,5 4,0	
	PN-34320 PN-34321 PN-34322	STD 0,50 1,00		67,9	35,0 -5,0	22,0x66,0	1,5 1,5 4,0	
RING-SET RINGSATZ	RS-34200 RS-34201	STD 0,50	1,5x1,5x4,0					
BEARING-SETS LAGERSATZ			Position	Shaft Dia Max. 	Housing Bore Min. 	Wall Thickness Max. 	Length Max. 	Note
MAINSET HAUPTLAGER	MS-34030 MS-34031 MS-34032	STD 0,25 0,50	1,2,4,5 3	55,000 55,000	59,020 59,020	2,000 1,995	19,20 23,00	
BIG-END PLEUELLAGER	BE-34030 BE-34031 BE-34032 BE-34033	STD 0,25 0,50 0,75	1-4	48,000	51,000	1,488	20,50	
BIG-END PLEUELLAGER	BE-34160 BE-34161 BE-34162	STD 0,25 0,50	1-4	55,00	55,00	1,498	20,40	
TRUST-WASHER ANLAUFSCHIEBE	TW-34030	STD						
FULL-SET MOTORDICHTSATZ	FS-34130		HEAD GASKET INCLUDED					
HEAD-GASKET KOPFDICHTUNG	HG-34120		--08/89					



Crankshaft Oil Seal Kurbelwellendichtung	OS-34004		FRONT 42x60x7
Crankshaft Oil Seal Kurbelwellendichtung	OS-34011		REAR 85x105x10
Camshaft Oil Seal Nockenwellendichtung	OS-34006	(x2)	38x50x8
Oil Seal Dichtung	OS-34009		OIL PUMP 60x90x22
VALVE-SEAL VENTILSCHAFTD.	VS-34000	(x16)	
VALVES VENTILE	VI-34004	IN	32x6x100,6 --1992
	VE-34002	EX	27,2x6x100,5 --1992
VALVES VENTILE	VI-34013	IN	32x6x97,5
	VE-34013	EX	27x6x98,5

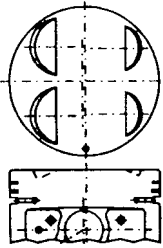
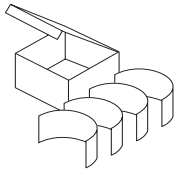
TOYOTA
86,00x86,00
Petrol

3SGE
1998cc

4 cyl. **DOHC 16V Injection**

08/85--04/88
10/85--
02/92--01/96

Carina 2000 16V(ST162)
Celica 2000 16V(ST162/171/182)
Carina E GTI(ST191)

PISTONS KOLBEN				LENGTH LANGE	COMP.DIST KH	PIN BOLZEN	RINGS RINGE	
	PN-34450 PN-34451 PN-34452	STD 0,50 1,00		67,1	35,1	22,0x66,0	1,2 1,5 4,0	
RING-SET RINGSATZ	RS-34340 RS-34341	STD 0,50	1,2x1,5x4,0					
BEARING-SETS LAGERSATZE			Position	Shaft Dia Max.	Housing Bore Min.	Wall Thickness Max.	Length Max.	Note
MAINSET HAUPTLAGER	MS-34030 MS-34031 MS-34032	STD 0,25 0,50	1,2,4,5 3	55,000 55,000	59,020 59,020	2,000 1,995	19,20 23,00	
BIG-END PLEUELLAGER	BE-34030 BE-34031 BE-34032 BE-34033	STD 0,25 0,50 0,75	1-4	48,000	51,000	1,488	20,50	
TRUST-WASHER ANLAUFSCHLEIBE	TW-34030	STD						
FULL-SET MOTORDICHTSATZ	FS-34140		HEAD GASKET INCLUDED					
FULL-SET MOTORDICHTSATZ	FS-34150		HEAD GASKET INCLUDED					
HEAD-GASKET KOPFDICHTUNG	HG-34130							
Crankshaft Oil Seal Kurbelwellendichtung	OS-34004		FRONT 42x60x7					
Crankshaft Oil Seal Kurbelwellendichtung	OS-34011		REAR 85x105x10					
Camshaft Oil Seal Nockenwellendichtung	OS-34000	(x2)	35x49x6					
Oil Seal Dichtung	OS-34009		OIL PUMP 60x90x22					
VALVE-SEAL VENTILSCHAFTD.	VS-34000	(x16)						

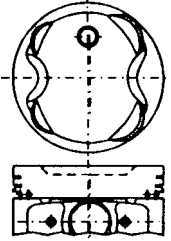
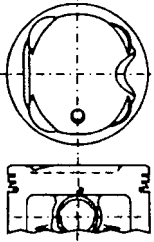
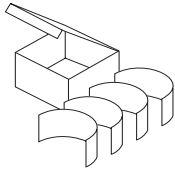
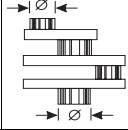
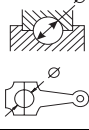
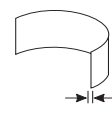

TOYOTA
87,00x91,00
Petrol

5SFE
2164cc

4 cyl. **DOHC 16V Injection**

06/91--
1990--91

Camry 2200 GL/Gli/LE/XL(SXV10/20)
MR2(SW21)

PISTONS KOLBEN				LENGTH LANGE	COMP.DIST KH	PIN BOLZEN	RINGS RINGE	
--07/96	PN-34190 PN-34191 PN-34192	STD 0,50 1,00		63,0	32,5 -4,8	22,0x66,0	1,5 1,5 4,0	
08/96--	PN-34290 PN-34291 PN-34292	STD 0,50 1,00		56,5	32,5 -4,3	22,0x66,0	1,2 1,2 3,0	
RING-SET RINGSATZ	RS-34260 RS-34261	STD 0,50	1,5x1,5x4,0					
RING-SET RINGSATZ	RS-34270 RS-34271	STD 0,50	1,2x1,2x3,0					
BEARING-SETS LAGERSATZE			Position	Shaft Dia Max. 	Housing Bore Min. 	Wall Thickness Max. 	Length Max. 	Note
MAINSET HAUPTLAGER	MS-34030 MS-34031 MS-34032	STD 0,25 0,50	1,2,4,5 3	55,000 55,000	59,020 59,020	2,000 1,995	19,20 23,00	
BIG-END PLEUELLAGER	BE-34160 BE-34161 BE-34162	STD 0,25 0,50	1-4	55,00	55,00	1,498	20,40	
FULL-SET MOTORDICHTSATZ	FS-34310		HEAD GASKET INCLUDED					
HEAD-GASKET KOPFDICHTUNG	HG-34300							

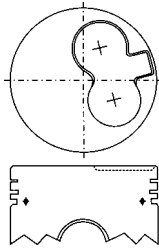
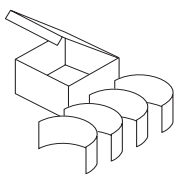


Crankshaft Oil Seal Kurbelwellendichtung	OS-34004		FRONT 42x60x7
Crankshaft Oil Seal Kurbelwellendichtung	OS-34011		REAR 85x105x10
Camshaft Oil Seal Nockenwellendichtung	OS-34006	(x2)	38x50x8
VALVE-SEAL VENTILSCHAFTD.	VS-34000	(x16)	
VALVES VENTILE	VI-34013	IN	32x6x97,5
	VE-34013	EX	27x6x98,5

TOYOTA
86,00x94,00
Diesel

3C
2184cc

4 cyl.

PISTONS KOLBEN					LENGTH LANGE	COMP.DIST KH	PIN BOLZEN	RINGS RINGE
with oil gallery	PN-34420 PN-34421 PN-34422	STD 0,50 1,00			72,5	42,5 -2,0	27,0x61,0	2,0(KEY) 2,0 3,0
RING-SET RINGSATZ	RS-34190 RS-34191 RS-34192	STD 0,50 1,00			2,0(KEY)x2,0x3,0			
CYL. LINER ZYL. LAUF.			length	outside diameter	flange diameter	flange depth		
	CL-34120							
BEARING-SETS LAGERSATZE			Position	Shaft Dia Max.	Housing Bore Min.	Wall Thickness Max.	Length Max.	Note
MAINSET HAUPTLAGER	MS-34150 MS-34151 MS-34152	STD 0,25 0,50	1-5	57,000	61,000	1,990	22,00	
MAINSET HAUPTLAGER	MS-34020 MS-34021 MS-34022	STD 0,25 0,50	1-5	57,000	61,000	1,990	20,00	
BIG-END PLEUELLAGER	BE-34150 BE-34151 BE-34152 BE-34153	STD 0,25 0,50 0,75	1-4	50,500	53,500	1,482	23,10	
BIG-END PLEUELLAGER	BE-34020 BE-34021 BE-34022 BE-34023	STD 0,25 0,50 0,75	1-4	50,500	53,500	1,482	18,90	
TRUST-WASHER ANLAUFSCHIEBE	TW-34020	STD						
PIN-BUSHING PLEUELBUCHSE	PB-34000	STD	SET					
HEAD-GASKET KOPFDICHTUNG	HG-34450		STEEL					
LIFTER STOSSEL	LT-34001							

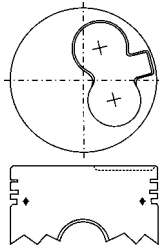
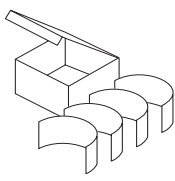


Crankshaft Oil Seal Kurbelwellendichtung	OS-34004		FRONT 42x60x7
Crankshaft Oil Seal Kurbelwellendichtung	OS-34005		REAR 90x110x80,5
Camshaft Oil Seal Nockenwellendichtung	OS-34007		37,5x50x6
Oil Seal Dichtung	OS-34008		OIL PUMP 20x32x5
VALVE-SEAL VENTILSCHAFTD.	VS-34001	(x8)	
VALVES VENTILE	VI-34009	IN	38,5x8x105
	VE-34007	EX	32,5x8x105
VALVES VENTILE	VI-34012	IN	38,5x8x106,5
	VE-34012	EX	32,5x8x106,5
VALVE-GUIDES VENTILFUHRUNGEN	VG-34000	IN	
	VG-34001	EX	

TOYOTA
86,00x94,00
Diesel Turbo

3CT
2184cc

4 cyl.

PISTONS KOLBEN			LENGTH LANGE		COMP.DIST KH	PIN BOLZEN	RINGS RINGE	
alfin pistons	PN-34480 PN-34481 PN-34482	STD 0,50 1,00				27,0x61,0	2,0(KEY) 2,0 4,0	
RING-SET RINGSATZ	RS-34020 RS-34021 RS-34022	STD 0,50 1,00	2,0(KEY)x2,0x4,0					
CYL. LINER ZYL. LAUF.			length	outside diameter	flange diameter	flange depth		
	CL-34120							
BEARING-SETS LAGERSATZE			Position	Shaft Dia Max.	Housing Bore Min.	Wall Thickness Max.	Length Max.	Note
MAINSET HAUPTLAGER	MS-34150 MS-34151 MS-34152	STD 0,25 0,50	1-5	57,000	61,000	1,990	22,00	
MAINSET HAUPTLAGER	MS-34020 MS-34021 MS-34022	STD 0,25 0,50	1-5	57,000	61,000	1,990	20,00	
BIG-END PLEUELLAGER	BE-34150 BE-34151 BE-34152 BE-34153	STD 0,25 0,50 0,75	1-4	50,500	53,500	1,482	23,10	
BIG-END PLEUELLAGER	BE-34020 BE-34021 BE-34022 BE-34023	STD 0,25 0,50 0,75	1-4	50,500	53,500	1,482	18,90	
TRUST-WASHER ANLAUFSCHIEBE	TW-34020	STD						
PIN-BUSHING PLEUELBUCHSE	PB-34000	STD	SET					
HEAD-GASKET KOPFDICHTUNG	HG-34450		STEEL					
LIFTER STOSSEL	LT-34001							

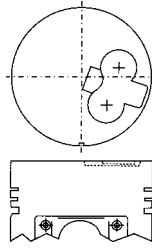
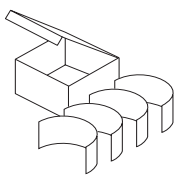


Crankshaft Oil Seal Kurbelwellendichtung	OS-34004		FRONT 42x60x7
Crankshaft Oil Seal Kurbelwellendichtung	OS-34005		REAR 90x110x80,5
Camshaft Oil Seal Nockenwellendichtung	OS-34007		37,5x50x6
Oil Seal Dichtung	OS-34008		OIL PUMP 20x32x5
VALVE-SEAL VENTILSCHAFTD.	VS-34001	(x8)	
VALVES VENTILE	VI-34009	IN	38,5x8x105
	VE-34007	EX	32,5x8x105
VALVES VENTILE	VI-34012	IN	38,5x8x106,5
	VE-34012	EX	32,5x8x106,5
VALVE-GUIDES VENTILFUHRUNGEN	VG-34000	IN	
	VG-34001	EX	

TOYOTA
90,00x86,00
Diesel

L
2188cc 4 cyl.

1979--83 Crown 2200(LS10/110)
1979--07/84 Hiace 2200(LH11/20G/24/30/40B/50/60)(RH20/30)
1979--07/84 Hiluxe 2200(LN30/36/40/46/55)
1979--07/84 Cressida 2200(LX40/60)
1979--81 Mark II 2200(LX40/60/70)

PISTONS KOLBEN					LENGTH LANGE	COMP.DIST KH	PIN BOLZEN	RINGS RINGE
	PN-34280 PN-34281 PN-34282	STD 0,50 1,00			99,0	52,3 -1,5	27,0x74,0	2,0(KEY) 2,0 4,0
RING-SET RINGSATZ	RS-34030 RS-34031 RS-34032	STD 0,50 1,00	2,0(KEY)x2,0x4,0					
CYL. LINER ZYL. LAUF.			length	outside diameter	flange diameter	flange depth		
	CL-34020		160,5	94,0	101,0	3,5+0,1		
BEARING-SETS LAGERSATZE			Position	Shaft Dia Max.	Housing Bore Min.	Wall Thickness Max.	Length Max.	Note
MAINSET HAUPTLAGER	MS-34050 MS-34051 MS-34052 MS-34053	STD 0,25 0,50 0,75	1-5	62,000	66,000	1,987	27,6	04/83--88
BIG-END PLEUELLAGER	BE-34040 BE-34041 BE-34042 BE-34043	STD 0,25 0,50 0,75	1-4	53,000	56,000	1,486	26,00	--02/82 with oil holes
BIG-END PLEUELLAGER	BE-34050 BE-34051 BE-34052 BE-34053	STD 0,25 0,50 0,75	1-4	53,000	56,000	1,486	26,000	02/82-- no oil holes
CAMSHAFT BUSH NOCKENWEL.BUCH.	BC-34000	STD	1 2,3	34,985 34,985	38,015 38,015	1,500 1,500	28,04 20,03	
TRUST-WASHER ANLAUFSCHIEBE	TW-34040	STD						
PIN-BUSHING PLEUELBUCHSE	PB-34010	STD	SET					
FULL-SET MOTORDICHTSATZ	FS-34350		HEAD GASKET INCLUDED --07/81					
FULL-SET MOTORDICHTSATZ	FS-34360		HEAD GASKET INCLUDED 07/81--07/84					

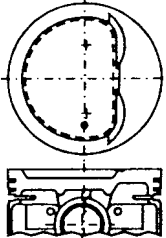
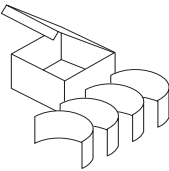


LIFTER STOSSEL	LT-34000		
Crankshaft Oil Seal Kurbelwellendichtung	OS-34010		FRONT 42x60x9 --07/81
Crankshaft Oil Seal Kurbelwellendichtung	OS-34004		FRONT 42x60x7 08/81--
Crankshaft Oil Seal Kurbelwellendichtung	OS-34011		REAR 85x105x10
Camshaft Oil Seal Nockenwellendichtung	OS-34010		42x60x9 --07/81
Camshaft Oil Seal Nockenwellendichtung	OS-34004		42x60x7 08/81--
VALVES VENTILE	VI-34005	IN	42,6x8,5x123
	VE-34003	EX	35x8,5x122,8

TOYOTA
95,00x86,00
Petrol

2RZ
2438cc 4 cyl.

08/91-- Hiace 2400 (RZH103)
08/96-- Hiace 2400 (RZH105)
08/89-- Hiace 2400 (RZH113)
08/95-- Hiace 2400 (RZH115)

PISTONS KOLBEN				LENGTH LANGE	COMP.DIST KH	PIN BOLZEN	RINGS RINGE	
	PN-34340 PN-34341 PN-34342	STD 0,50 1,00		67,6	35,5 -5,7	24,0x70,0	1,75 1,5 4,0	
RING-SET RINGSATZ	RS-34280 RS-34281	STD 0,50	1,75x1,5x4,0					
BEARING-SETS LAGERSATZE			Position	Shaft Dia Max.	Housing Bore Min.	Wall Thickness Max.	Length Max.	Note
MAINSET HAUPTLAGER	MS-34170 MS-34171 MS-34172	STD 0,25 0,50	1,5 2,3,4	59,995 59,995	64,000 64,000	1,990 1,990	25,00 23,00	
BIG-END PLEUELLAGER	BE-34170 BE-34171 BE-34172	STD 0,25 0,50	1-4	53,000	56,000	1,485	19,70	
FULL-SET MOTORDICHTSATZ	FS-34330		HEAD GASKET INCLUDED					
HEAD-GASKET KOPFDICHTUNG	HG-34330							
VALVES VENTILE	VI-34018	IN	42x8x102					
	VE-34018	EX	35,1x8x102,3					

TOYOTA
95,00x86,00
Petrol

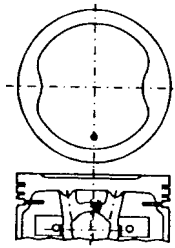
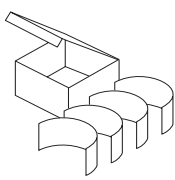
2TZFE
2438cc

4 cyl. **DOHC 16V Multipoint Injection**

TOYOTA

05/90--

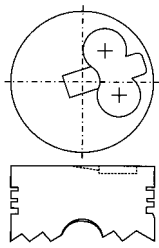
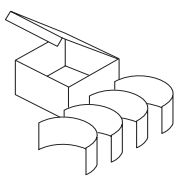
Previa 2400 16V (TCR10/10/20/21)

PISTONS KOLBEN				LENGTH LANGE	COMP.DIST KH	PIN BOLZEN	RINGS RINGE	
--08/96	PN-34330 PN-34331 PN-34332	STD 0,50 1,00		67,5	35,5 -2,5	24,0x70,0	1,75 1,5 4,0	
RING-SET RINGSATZ	RS-34280 RS-34281	STD 0,50	1,75x1,5x4,0					
BEARING-SETS LAGERSATZE			Position	Shaft Dia Max.	Housing Bore Min.	Wall Thickness Max.	Length Max.	Note
MAINSET HAUPTLAGER	MS-34170 MS-34171 MS-34172	STD 0,25 0,50	1,5 2,3,4	59,995 59,995	64,000 64,000	1,990 1,990	25,00 23,00	
BIG-END PLEUELLAGER	BE-34170 BE-34171 BE-34172	STD 0,25 0,50	1-4	53,000	56,000	1,485	19,70	
FULL-SET MOTORDICHTSATZ	FS-34410		HEAD GASKET INCLUDED					
HEAD-GASKET KOPFDICHTUNG	HG-34410							
VALVES VENTILE	VI-34017 VE-34017	IN EX	36x6x103,7 30,6x6x104					

TOYOTA
92,00x92,00
Diesel

2L
2446cc 4 cyl.

1983--89 **Hilux 2400(LN51/56/65)**
1984--89 **Hiace 2400(LH50/60/70)**
1984--89 **Landcruiser 2400(LJ70)**
1983--89 **Crown 2400(LS120)**

PISTONS KOLBEN					LENGTH LANGE	COMP.DIST KH	PIN BOLZEN	RINGS RINGE
	PN-34030 PN-34031 PN-34032	STD 0,50 1,00			86,2	49,2 -1,5	27,0x74,0	2,0(KEY) 2,0 4,0
RING-SET RINGSATZ	RS-34040 RS-34041 RS-34042	STD 0,50 1,00	2,0(KEY)x2,0x4,0					
CYL. LINER ZYL. LAUF.			length	outside diameter	flange diameter	flange depth		
	CL-34030		160,5	96,0	101,0	3,5+0,1		
BEARING-SETS LAGERSATZE			Position	Shaft Dia Max.	Housing Bore Min.	Wall Thickness Max.	Length Max.	Note
MAINSET HAUPTLAGER	MS-34050 MS-34051 MS-34052 MS-34053	STD 0,25 0,50 0,75	1-5	62,000	66,000	1,987	27,6	
BIG-END PLEUELLAGER	BE-34050 BE-34051 BE-34052 BE-34053	STD 0,25 0,50 0,75	1-4	53,000	56,000	1,486	26,000	
CAMSHAFT BUSH NOCKENWEL.BUCH.	BC-34000	STD	1 2,3	34,985 34,985	38,015 38,015	1,500 1,500	28,04 20,03	
TRUST-WASHER ANLAUFSCHLEIBE	TW-34040	STD						
PIN-BUSHING PLEUELBUCHSE	PB-34010	STD	SET					
FULL-SET MOTORDICHTSATZ	FS-34180		HEAD GASKET INCLUDED					
HEAD-GASKET KOPFDICHTUNG	HG-34260							

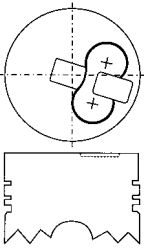
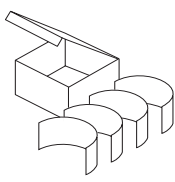


LIFTER STOSSEL	LT-34000		
Crankshaft Oil Seal Kurbelwellendichtung	OS-34004		FRONT 42x60x7
Crankshaft Oil Seal Kurbelwellendichtung	OS-34011		REAR 85x105x10
Camshaft Oil Seal Nockenwellendichtung	OS-34004		42x60x7
VALVES VENTILE	VI-34005	IN	42,6x8,5x123
	VE-34003	EX	35x8,5x122,8

TOYOTA
92,00x92,00
Diesel Turbo

2LT
2446cc 4 cyl.

1984--89 **Cressida 2400 Turbo(LX70)**
1984--89 **Landcruiser 2400 Turbo(LJ70)**
08/83--89 **Crown 2400 Turbo(LS111/120/120G)**
08/82--07/84 **Corona MkII 2400 Turbo(LX65)**
1985--89 **Hiace 2400 Turbo(LH51)**

PISTONS KOLBEN					LENGTH LANGE	COMP.DIST KH	PIN BOLZEN	RINGS RINGE
alfin pistons	PN-34080 PN-34081 PN-34082	STD 0,50 1,00			86,2	49,2 -2,0	29,0x74,0	2,0(KEY) 2,0 4,0
RING-SET RINGSATZ	RS-34040 RS-34041 RS-34042	STD 0,50 1,00	2,0(KEY)x2,0x4,0					
CYL. LINER ZYL. LAUF.			length	outside diameter	flange diameter	flange depth		
	CL-34030		160,5	96,0	101,0	3,5+0,1		
BEARING-SETS LAGERSATZE			Position	Shaft Dia Max.	Housing Bore Min.	Wall Thickness Max.	Length Max.	Note
MAINSET HAUPTLAGER	MS-34050 MS-34051 MS-34052 MS-34053	STD 0,25 0,50 0,75	1-5	62,000	66,000	1,987	27,6	
BIG-END PLEUELLAGER	BE-34060 BE-34061 BE-34062 BE-34063	STD 0,25 0,50 0,75	1-4	55,000	58,000	1,486	26,00	
CAMSHAFT BUSH NOCKENWEL.BUCH.	BC-34000	STD	1 2,3	34,985 34,985	38,015 38,015	1,500 1,500	28,04 20,03	
TRUST-WASHER ANLAUFSCHIEBE	TW-34040	STD						
PIN-BUSHING PLEUELBUCHSE	PB-34030	STD	SET					
FULL-SET MOTORDICHTSATZ	FS-34200		HEAD GASKET INCLUDED					
HEAD-GASKET KOPFDICHTUNG	HG-34260							



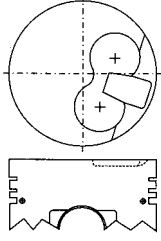
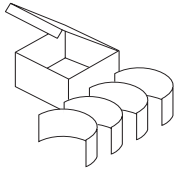
LIFTER STOSSEL	LT-34000		
Crankshaft Oil Seal Kurbelwellendichtung	OS-34004		FRONT 42x60x7
Crankshaft Oil Seal Kurbelwellendichtung	OS-34011		REAR 85x105x10
Camshaft Oil Seal Nockenwellendichtung	OS-34004		42x60x7
VALVE-SEAL VENTILSCHAFTD.	VS-34001	(x8)	
VALVES VENTILE	VI-34005	IN	42,6x8,5x123
	VE-34003	EX	35x8,5x122,8

TOYOTA
92,00x92,00
Diesel

2LII
2446cc 4 cyl.

1989--
1989--93

Hilux 2400(LN85)
Hiace 2400(LH102-112)

PISTONS KOLBEN					LENGTH LANGE	COMP.DIST KH	PIN BOLZEN	RINGS RINGE
	PN-34070 PN-34071 PN-34072	STD 0,50 1,00			80,3	44,3 -2,0	27,0x70,0	2,0(KEY) 2,0 4,0
RING-SET RINGSATZ	RS-34040 RS-34041 RS-34042	STD 0,50 1,00	2,0(KEY)x2,0x4,0					
CYL. LINER ZYL. LAUF.			length	outside diameter	flange diameter	flange depth		
	CL-34030		160,5	96,0	101,0	3,5+0,1		
BEARING-SETS LAGERSATZE			Position	Shaft Dia Max.	Housing Bore Min.	Wall Thickness Max.	Length Max.	Note
MAINSET HAUPTLAGER	MS-34050 MS-34051 MS-34052 MS-34053	STD 0,25 0,50 0,75	1-5	62,000	66,000	1,987	27,6	
BIG-END PLEUELLAGER	BE-34050 BE-34051 BE-34052 BE-34053	STD 0,25 0,50 0,75	1-4	53,000	56,000	1,486	26,000	
CAMSHAFT BUSH NOCKENWEL.BUCH.	BC-34010 BC-34011	STD 0,25	1 2-5	34,975 27,975	38,015 31,015	1,504 1,504	32,62 17,43	
TRUST-WASHER ANLAUFSCHLEIBE	TW-34040	STD						
PIN-BUSHING PLEUELBUCHSE	PB-34010	STD	SET					
FULL-SET MOTORDICHTSATZ	FS-34190		HEAD GASKET NOT INCLUDED					

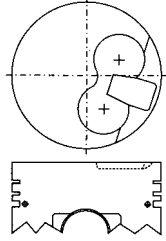
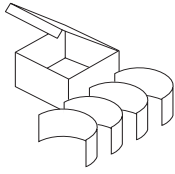


HEAD-GASKET KOPFDICHTUNG	HG-34172		STEEL 1,45mm
	HG-34171		STEEL 1,55mm
	HG-34170		STEEL 1,65mm
LIFTER STOSSEL	LT-34000		
Crankshaft Oil Seal Kurbelwellendichtung	OS-34004		FRONT 42x60x7
Crankshaft Oil Seal Kurbelwellendichtung	OS-34011		REAR 85x105x10
Camshaft Oil Seal Nockenwellendichtung	OS-34002		32,5x46x6
VALVE-SEAL VENTILSCHAFTD.	VS-34001	(x8)	
VALVES VENTILE	VI-34006	IN	42,5x8x103,5
	VE-34004	EX	36,1x8x103,3
VALVE-GUIDES VENTILFUHRUNGEN	VG-34002	IN/EX	

TOYOTA
92,00x92,00
Diesel Turbo

2LTII
2446cc 4 cyl.

1989-- **4-Runner 2400 Turbo**
1989-- **Landcruiser 2400 Turbo**

PISTONS KOLBEN					LENGTH LANGE	COMP.DIST KH	PIN BOLZEN	RINGS RINGE
alfin pistons with oil gallery	PN-34090 PN-34091 PN-34092	STD 0,50 1,00			80,3	44,3 -2,4	29,0x74,0	2,0(KEY) 2,0 4,0
RING-SET RINGSATZ	RS-34040 RS-34041 RS-34042	STD 0,50 1,00	2,0(KEY)x2,0x4,0					
CYL. LINER ZYL. LAUF.			length	outside diameter	flange diameter	flange depth		
	CL-34030		160,5	96,0	101,0	3,5+0,1		
BEARING-SETS LAGERSATZE			Position	Shaft Dia Max.	Housing Bore Min.	Wall Thickness Max.	Length Max.	Note
MAINSET HAUPTLAGER	MS-34050 MS-34051 MS-34052 MS-34053	STD 0,25 0,50 0,75	1-5	62,000	66,000	1,987	27,6	
BIG-END PLEUELLAGER	BE-34060 BE-34061 BE-34062 BE-34063	STD 0,25 0,50 0,75	1-4	55,000	58,000	1,486	26,00	
CAMSHAFT BUSH NOCKENWEL.BUCH.	BC-34010 BC-34011	STD 0,25	1 2-5	34,975 27,975	38,015 31,015	1,504 1,504	32,62 17,43	
TRUST-WASHER ANLAUFSCHIEBE	TW-34040	STD						
PIN-BUSHING PLEUELBUCHSE	PB-34030	STD	SET					
FULL-SET MOTORDICHTSATZ	FS-34190		HEAD GASKET NOT INCLUDED					

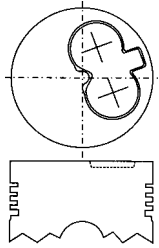
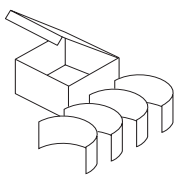
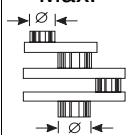
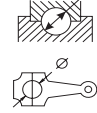
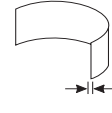
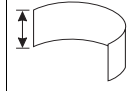


HEAD-GASKET KOPFDICHTUNG	HG-34172		STEEL 1,45mm
	HG-34171		STEEL 1,55mm
	HG-34170		STEEL 1,65mm
LIFTER STOSSEL	LT-34000		
Crankshaft Oil Seal Kurbelwellendichtung	OS-34004		FRONT 42x60x7
Crankshaft Oil Seal Kurbelwellendichtung	OS-34011		REAR 85x105x10
Camshaft Oil Seal Nockenwellendichtung	OS-34002		32,5x46x6
VALVE-SEAL VENTILSCHAFTD.	VS-34001	(x8)	
VALVES VENTILE	VI-34006	IN	42,5x8x103,5
	VE-34004	EX	36,1x8x103,3
VALVE-GUIDES VENTILFUHRUNGEN	VG-34002	IN/EX	

TOYOTA
88,00x102,00
Diesel

2J
2481cc 4 cyl.

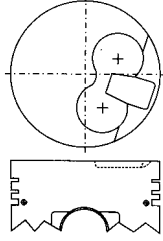
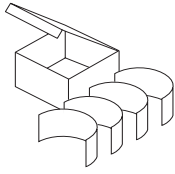
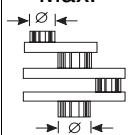
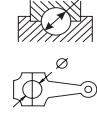
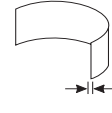
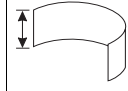
1977-- Forklift

PISTONS KOLBEN							LENGTH LANGE	COMP.DIST KH	PIN BOLZEN	RINGS RINGE
	PN-34460 PN-34461	STD 0,50					102,2	52,2 -2,1	27,0x74,0	2,5(KEY) 2,5 2,5 4,0
RING-SET RINGSATZ	RS-34050 RS-34051	STD 0,50	2,5(KEY)x2,5x2,5x4,0							
CYL. LINER ZYL. LAUF.			length	outside diameter	flange diameter	flange depth				
	CL-34150		183,5	93,0	98,0	2,5+1,0				
BEARING-SETS LAGERSATZE			Position	Shaft Dia Max.	Housing Bore Min.	Wall Thickness Max.	Length Max.	Note		
										
MAINSET HAUPTLAGER	MS-34160 MS-34161 MS-34162 MS-34163	STD 0,25 0,50 0,75	1,2,4,5 3	70,000 70,000	74,000 74,000	1,990 1,990	22,60 29,60			
BIG-END PLEUELLAGER	BE-34260 BE-34261 BE-34262 BE-34263	STD 0,25 0,50 0,75	1-4	55,000	58,000	1,485	27,60			
PIN-BUSHING PLEUELBUCHSE	PB-34010	STD	SET							
FULL-SET MOTORDICHTSATZ	FS-34510		HEAD GASKET INCLUDED 1977--							

TOYOTA
96,00x92,00
Diesel

3L
2779cc 4 cyl.

08/88-- Dyna 2800(LY61)
08/88-- Hiace 2800(LH)
08/88-- Hiace 2800 SSR(LN106V)
08/88-- Toyo-ace 2800(LY61)

PISTONS KOLBEN					LENGTH LANGE	COMP.DIST KH	PIN BOLZEN	RINGS RINGE
alfin pistons	PN-34120 PN-34121	STD 0,50			80,3	42,3 -2,0	29,0x74,0	2,0(KEY) 2,0 4,0
RING-SET RINGSATZ	RS-34060 RS-34061	STD 0,50	2,0(KEY)x2,0x4,0					
CYL. LINER ZYL. LAUF.			length	outside diameter	flange diameter	flange depth		
	CL-34050		190,0	100,0	107,6	2,5+1,1		
BEARING-SETS LAGERSATZE			Position	Shaft Dia Max.	Housing Bore Min.	Wall Thickness Max.	Length Max.	Note
								
MAINSET HAUPTLAGER	MS-34050 MS-34051 MS-34052 MS-34053	STD 0,25 0,50 0,75	1-5	62,000	66,000	1,987	27,6	
BIG-END PLEUELLAGER	BE-34060 BE-34061 BE-34062 BE-34063	STD 0,25 0,50 0,75	1-4	55,000	58,000	1,486	26,00	
CAMSHAFT BUSH NOCKENWEL.BUCH.	BC-34010 BC-34011	STD 0,25	1 2-5	34,975 27,975	38,015 31,015	1,504 1,504	32,62 17,43	
TRUST-WASHER ANLAUFSCHIEBE	TW-34040	STD						
PIN-BUSHING PLEUELBUCHSE	PB-34030	STD	SET					
FULL-SET MOTORDICHTSATZ	FS-34270		HEAD GASKET NOT INCLUDED					



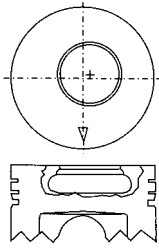
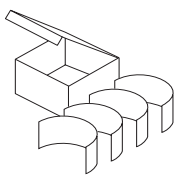
HEAD-GASKET KOPFDICHTUNG	HG-34252		STEEL 1,45mm
	HG-34251		STEEL 1,55mm
	HG-34250		STEEL 1,65mm
LIFTER STOSSEL	LT-34000		
Crankshaft Oil Seal Kurbelwellendichtung	OS-34004		FRONT 42x60x7
VALVE-SEAL VENTILSCHAFTD.	VS-34001	(x8)	
VALVES VENTILE	VI-34006	IN	42,5x8x103,5
	VE-34004	EX	36,1x8x103,3
VALVE-GUIDES VENTILFUHRUNGEN	VG-34002	IN/EX	

TOYOTA
96,00x102,00
Diesel

1Z
2953cc 4cyl.

1990--

Forklift 3,0D

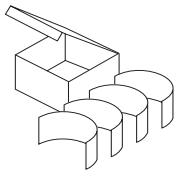
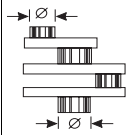
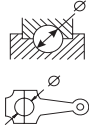
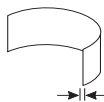
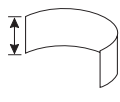
PISTONS KOLBEN					LENGTH LANGE	COMP.DIST KH	PIN BOLZEN	RINGS RINGE
	PN-34470 PN-34471	STD 0,50			94,5	56,5 -16,0	32,0x77,0	2,0 2,0 4,0
RING-SET RINGSATZ	RS-34410 RS-34411	STD 0,50			2,0x2,0x4,0			
CYL. LINER ZYL. LAUF.			length	outside diameter	flange diameter	flange depth		
	CL-34060		182,5	100,0	105,8	8,0		
BEARING-SETS LAGERSATZE			Position	Shaft Dia Max.	Housing Bore Min.	Wall Thickness Max.	Length Max.	Note
MAINSET HAUPTLAGER		MS-34270 MS-34271 MS-34272 MS-34273	STD 0,25 0,50 0,75	1-5	74,000	78,000	1,985	25,60
BIG-END PLEUELLAGER	BE-34270 BE-34271 BE-34272 BE-34273	STD 0,25 0,50 0,75	1-4	55,000	58,000	1,485	25,60	
TRUST-WASHER ANLAUFSCHIEBE	TW-34270	STD						
FULL-SET MOTORDICHTSATZ	FS-34520		HEAD GASKET INCLUDED					
HEAD-GASKET KOPFDICHTUNG	HG-34520							

TOYOTA
83,00x91,00
Petrol

7MGE
2954cc 6cyl. **DOHC 24V**

09/87--
01/86--05/93
1987--92

Celica 3000 Supra
Supra 3000(MA70)
Crown 3000(MS135/137)

BEARING-SETS LAGERSATZE			Position	Shaft Dia Max. 	Housing Bore Min. 	Wall Thickness Max. 	Length Max. 	Note
MAINSET HAUPTLAGER	MS-34080 MS-34081 MS-34082	STD 0,25 0,50	1 2-7	60,000 60,000	64,022 64,022	1,998 1,998	25,13 22,13	
BIG-END PLEUELLAGER	BE-34100 BE-34101 BE-34102	STD 0,25 0,50	1-6	52,000	55,015	1,497	20,00	
TRUST-WASHER ANLAUFSCHIEBE	TW-34070	STD						
FULL-SET MOTORDICHTSATZ	FS-34280		HEAD GASKET INCLUDED					
HEAD-GASKET KOPFDICHTUNG	HG-34230							

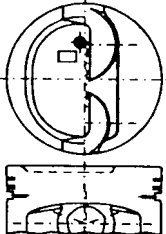
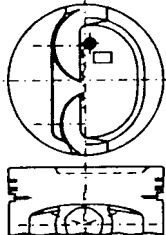
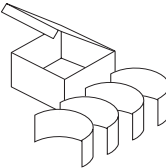
TOYOTA
87,50x82,00
Petrol

3VZE
2958cc

V6 DOHC

08/93--08/94
08/89--11/95

4-Runner GX EFI(VZN130)
Hialux GLX/EFI(VZN130)

PISTONS KOLBEN				LENGTH LANGE	COMP.DIST KH	PIN BOLZEN	RINGS RINGE	
LEFT	PN-34170L PN-34171L	STD 0,50		62,6	33,7 -3,8	21,0x63,0	1,5 1,5 4,0	
RIGHT	PN-34170R PN-34171R	STD 0,50		62,6	33,7 -3,8	21,0x63,0	1,5 1,5 4,0	
RING-SET RINGSATZ	RS-34300 RS-34301	STD 0,50	1,5x1,5x4,0					
BEARING-SETS LAGERSATZ			Position	Shaft Dia Max.	Housing Bore Min.	Wall Thickness Max.	Length Max.	Note
MAINSET HAUPTLAGER	MS-34070 MS-34071 MS-34072	STD 0,25 0,50	1 2,3,4	64,005 64,005	68,028 68,028	2,004 2,004	21,996 21,996	
BIG-END PLEUELLAGER	BE-34080 BE-34081 BE-34082	STD 0,25 0,50	1-6	54,990	58,020	1,488	17,00	
TRUST-WASHER ANLAUFSCHIEBE	TW-34060	STD						
FULL-SET MOTORDICHTSATZ	FS-34230		HEAD GASKETS INCLUDED					
VALVE-SEAL VENTILSCHAFTD.	VS-34001	(x12)						
VALVES VENTILE	VI-34007	IN	42x8x104,2					
	VE-34005	EX	35,1x8x104,2					

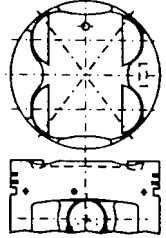
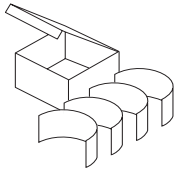
TOYOTA
87,50x82,00
Petrol

3VZFE
2958cc

V6 DOHC 24V Injection

06/91--08/96
1991--

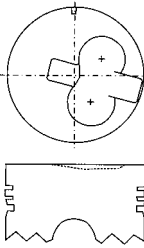
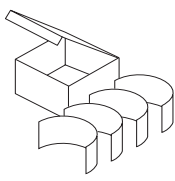
Camry 3000 V6 GXI(VCV10)
Lexus ES 300

PISTONS KOLBEN				LENGTH LANGE	COMP.DIST KH	PIN BOLZEN	RINGS RINGE	
	PN-34300 PN-34301	STD 0,50		62,2	34,0 -3,85	22,0x62,0	1,5 1,5 4,0	
RING-SET RINGSATZ	RS-34300 RS-34301	STD 0,50	1,5x1,5x4,0					
BEARING-SETS LAGERSATZE			Position	Shaft Dia Max.	Housing Bore Min.	Wall Thickness Max.	Length Max.	Note
MAINSET HAUPTLAGER	MS-34070 MS-34071 MS-34072	STD 0,25 0,50	1 2,3,4	64,005 64,005	68,028 68,028	2,004 2,004	21,996 21,996	
BIG-END PLEUELLAGER	BE-34080 BE-34081 BE-34082	STD 0,25 0,50	1-6	54,990	58,020	1,488	17,00	
TRUST-WASHER ANLAUFSCHHEIBE	TW-34060	STD						
FULL-SET MOTORDICHTSATZ	FS-34400		HEAD GASKETS INCLUDED					
VALVES VENTILE	VI-34014 VE-34014	IN EX	34,1x6x95,6 27,3x6x95					
WATER PUMP WASSERPUMPE	WP-34013							

TOYOTA
95,00x105,00
Diesel

B
2977cc 4cyl.

1975--76 Coaster 3000 BUS
1974-- Dyna 3000
1975--78 Landcruiser 3000
1981-- Toyoace 3000

PISTONS KOLBEN					LENGTH LANGE	COMP.DIST KH	PIN BOLZEN	RINGS RINGE
	PN-34350 PN-34351 PN-34352	STD 0,50 1,00			101,3	52,3 -2,6	29,0x79,0	2,5(KEY) 2,5 4,5
RING-SET RINGSATZ	RS-34350 RS-34351 RS-34352	STD 0,50 1,00	2,5(KEY)x2,5x4,5					
CYL. LINER ZYL. LAUF.			length	outside diameter	flange diameter	flange depth		
	CL-34080		190,0	102,0	107,6	2,5+1,1		
BEARING-SETS LAGERSATZE			Position	Shaft Dia Max.	Housing Bore Min.	Wall Thickness Max.	Length Max.	Note
MAINSET HAUPTLAGER	MS-34180 MS-34181 MS-34182 MS-34183	STD 0,25 0,50 0,75	1-5	70,000	75,000	2,485	26,90	
BIG-END PLEUELLAGER	BE-34180 BE-34181 BE-34182 BE-34183	STD 0,25 0,50 0,75	1-4	59,000	62,000	1,485	30,00	--04/88
BIG-END PLEUELLAGER	BE-34190 BE-34191 BE-34192 BE-34193	STD 0,25 0,50 0,75	1-4	59,000	62,000	1,485	30,00	04/88--
PIN-BUSHING PLEUELBUCHSE	PB-34080	STD	SET					



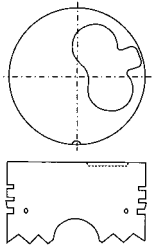
FULL-SET MOTORDICHTSATZ	FS-34370		HEAD GASKET INCLUDED --08/77
FULL-SET MOTORDICHTSATZ	FS-34380		HEAD GASKET INCLUDED 08/77--06/80
FULL-SET MOTORDICHTSATZ	FS-34390		HEAD GASKET INCLUDED 06/80--08/83
FULL-SET MOTORDICHTSATZ	FS-34530		HEAD GASKET INCLUDED 09/84--85
HEAD-GASKET KOPFDICHTUNG	HG-34370		--06/80
HEAD-GASKET KOPFDICHTUNG	HG-34380		06/80--08/83
HEAD-GASKET KOPFDICHTUNG	HG-34390		09/84--85

TOYOTA
96,00x
Diesel Turbo

1KZ/1KZTE
2982cc 4cyl.

11/84--05/96
08/87--03/96
04/96--

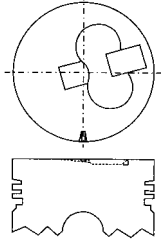
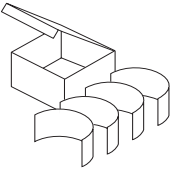
Landcruiser 3000(J70)
4-Runner GX
Landcruiser Prado 3000(J90)

PISTONS KOLBEN			LENGTH LANGE	COMP.DIST KH	PIN BOLZEN	RINGS RINGE
alfin pistons with oil gallery	PN-34140 PN-34141	STD 0,50		80,7	45,7 -2,2	34,0x73,0 2,0(KEY) 2,0 3,0
RING-SET RINGSATZ	RS-34210 RS-34211	STD 0,50		2,0(KEY)x2,0x3,0		
CYL. LINER ZYL. LAUF.			length	outside diameter	flange diameter	flange depth
	CL-34060		182,5	100,0	105,8	8,0
PIN-BUSHING PLEUELBUCHSE	PB-34040	STD	SET			
FULL-SET MOTORDICHTSATZ	FS-34300		HEAD GASKET NOT INCLUDED			
HEAD-GASKET KOPFDICHTUNG	HG-34292		STEEL 0,75mm			
	HG-34291		STEEL 0,85mm			
	HG-34290		STEEL 0,95mm			
VALVE-SEAL VENTILSCHAFTD.	VS-34001	(X8)				
LIFTER STOSSEL	LT-34000					
VALVES VENTILE	VI-34006	IN	42,5x8x103,5			
	VE-34004	EX	36,1x8x103,3			

TOYOTA
98,00x105,00
Diesel

2B
3168cc 4cyl.

1977-82 **Coaster 3200**
1979--82 **Dyna 3200**
1979--80 **Landcruiser 3200**

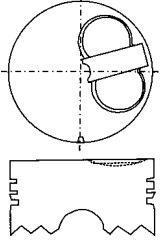
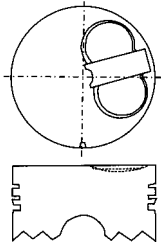
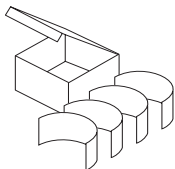
PISTONS KOLBEN					LENGTH LANGE	COMP.DIST KH	PIN BOLZEN	RINGS RINGE
	PN-34360 PN-34361 PN-34362	STD 0,50 1,00			101,2	52,2 -2,6	29,0x79,0	2,5(KEY) 2,5 4,5
RING-SET RINGSATZ	RS-34360 RS-34361 RS-34362	STD 0,50 1,00	2,5(KEY)x2,5x4,5					
CYL. LINER ZYL. LAUF.			length	outside diameter	flange diameter	flange depth		
	CL-34090		190,0	102,0	107,6	2,5+1,1		
BEARING-SETS LAGERSATZE			Position	Shaft Dia Max.	Housing Bore Min.	Wall Thickness Max.	Length Max.	Note
MAINSET HAUPTLAGER	MS-34180 MS-34181 MS-34182 MS-34183	STD 0,25 0,50 0,75	1-5	70,000	75,000	2,485	26,90	
BIG-END PLEUELLAGER	BE-34180 BE-34181 BE-34182 BE-34183	STD 0,25 0,50 0,75	1-4	59,000	62,000	1,485	30,00	
PIN-BUSHING PLEUELBUCHSE	PB-34080	STD	SET					
FULL-SET MOTORDICHTSATZ	FS-34380		HEAD GASKET INCLUDED					
HEAD-GASKET KOPFDICHTUNG	HG-34370							

TOYOTA
102,00x105,00
Diesel

3B
3431cc 4cyl.

05/82--01/93
1981--05/95
1981--

Coaster 3400
Dyna 3400
Landcruiser 3400

PISTONS KOLBEN					LENGTH LANGE	COMP.DIST KH	PIN BOLZEN	RINGS RINGE
--1988	PN-34370	STD			101,2	52,2 -5,1	32,0x84,0	2,5(KEY) 2,5 4,5
alfin pistons 1988--	PN-34380 PN-34381 PN-34382	STD 0,50 1,00			101,1	55,2 -5,1	32,0x72,0	2,5(KEY) 2,0 4,0
RING-SET RINGSATZ	RS-34370 RS-34371 RS-34372	STD 0,50 1,00	2,5(KEY)x2,5x4,5 --1988					
RING-SET RINGSATZ	RS-34380 RS-34381 RS-34382	STD 0,50 1,00	2,5(KEY)x2,0x4,0 1988--					
CYL. LINER ZYL. LAUF.			length	outside diameter	flange diameter	flange depth		
	CL-34100		187,5	106,0	111,7	2,5+1,1		
BEARING-SETS LAGERSATZE			Position	Shaft Dia Max.	Housing Bore Min.	Wall Thickness Max.	Length Max.	Note
MAINSET HAUPTLAGER	MS-34180 MS-34181 MS-34182 MS-34183	STD 0,25 0,50 0,75	1-5	70,000	75,000	2,485	26,90	
BIG-END PLEUELLAGER	BE-34200 BE-34201 BE-34202 BE-34203	STD 0,25 0,50 0,75	1-4	61,000	64,000	1,485	30,00	--08/88
BIG-END PLEUELLAGER	BE-34210 BE-34211 BE-34212 BE-34213	STD 0,25 0,50 0,75	1-4	61,000	64,000	1,485	30,00	08/88--



PIN-BUSHING PLEUELBUCHSE	PB-34090	STD	SET --1988
PIN-BUSHING PLEUELBUCHSE	PB-34100	STD	SET 1988--
FULL-SET MOTORDICHTSATZ	FS-34540		HEAD GASKET INCLUDED --08/88
FULL-SET MOTORDICHTSATZ	FS-34420		STEEL HEAD GASKET INCLUDED 08/88--
HEAD-GASKET KOPFDICHTUNG	HG-34400		--08/88
HEAD-GASKET KOPFDICHTUNG	HG-34530		STEEL 08/88--

TOYOTA
91,00x102,00
Diesel

2H
3980cc 6cyl.

10/82--10/84
08/80--90
1976--84
1976--10/84

Coaster 4000
Landcruiser 4000
Dyna 4000
Forklift 4000

PISTONS KOLBEN			LENGTH LANGE		COMP.DIST KH	PIN BOLZEN	RINGS RINGE	
--10/84	PN-34400 PN-34401 PN-34402	STD 0,50 1,00			102,2	52,1 -1,8	29,0x74,0 2,5(KEY) 2,5 4,0	
11/84--	PN-34410 PN-34411 PN-34412	STD 0,50 1,00			90,1	52,2 -1,6	29,0x74,0 2,5(KEY) 2,5 4,0	
RING-SET RINGSATZ	RS-34390 RS-34391 RS-34392	STD 0,50 1,00	2,5(KEY)x2,5x4,0					
CYL. LINER ZYL. LAUF.			length	outside diameter	flange diameter	flange depth		
	CL-34110		183,5	95,0	101,0	2,5+1,0		
BEARING-SETS LAGERSATZE			Position	Shaft Dia Max.	Housing Bore Min.	Wall Thickness Max.	Length Max.	Note
MAINSET HAUPTLAGER	MS-34190 MS-34191 MS-34192 MS-34193	STD 0,25 0,50 0,75	1-3,5-7 4	70,000 70,000	74,002 74,002	1,986 1,986	22,60 29,60	
BIG-END PLEUELLAGER	BE-34230 BE-34231 BE-34232 BE-34233	STD 0,25 0,50 0,75	1-6	55,000	58,000	1,485	27,60	--10/84
BIG-END PLEUELLAGER	BE-34220 BE-34221 BE-34222 BE-34223	STD 0,25 0,50 0,75	1-6	55,000	58,000	1,485	25,60	11/84--
PIN-BUSHING PLEUELBUCHSE	PB-34110	STD	SET					



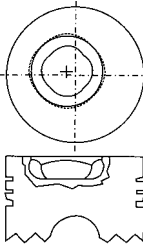
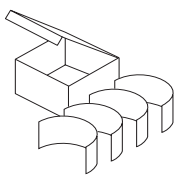
FULL-SET MOTORDICHTSATZ	FS-34440		HEAD GASKET INCLUDED --10/84
FULL-SET MOTORDICHTSATZ	FS-34450		HEAD GASKET INCLUDED 11/84--
HEAD-GASKET KOPFDICHTUNG	HG-34430		--10/84
HEAD-GASKET KOPFDICHTUNG	HG-34440		11/84--

TOYOTA
91,00x102,00
Diesel Turbo

12H-T
3980cc 6cyl.

08/87--01/90
08/87--

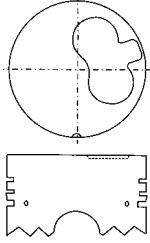
Coaster 4000
Landcruiser 4000 Turbo

PISTONS KOLBEN					LENGTH LANGE	COMP.DIST KH	PIN BOLZEN	RINGS RINGE
alfin pistons	PN-34390 PN-34391 PN-34392	STD 0,50 1,00			91,3	56,3 -15,0	32,0x77,0	2,5(KEY) 2,5 4,0
RING-SET RINGSATZ	RS-34390 RS-34391 RS-34392	STD 0,50 1,00						
CYL. LINER ZYL. LAUF.			length	outside diameter	flange diameter	flange depth		
	CL-34110		183,5	95,0	101,0	2,5+1,0		
BEARING-SETS LAGERSATZE			Position	Shaft Dia Max.	Housing Bore Min.	Wall Thickness Max.	Length Max.	Note
MAINSET HAUPTLAGER		MS-34190 MS-34191 MS-34192 MS-34193	STD 0,25 0,50 0,75	1-3,5-7 4	70,000 70,000	74,002 74,002	1,986 1,986	22,60 29,60
BIG-END PLEUELLAGER	BE-34220 BE-34221 BE-34222 BE-34223	STD 0,25 0,50 0,75	1-6	55,000	58,000	1,485	25,60	
FULL-SET MOTORDICHTSATZ	FS-34430		HEAD GASKET INCLUDED					
HEAD-GASKET KOPFDICHTUNG	HG-34420							

TOYOTA
94,00x100,00
Diesel

1HZ
4164cc 6cyl.

01/90--01/93 **Coaster 4200(HZB30)**
01/90--01/93 **Landcruiser 4200(HZJ70/73/75/80)**
08/92-- **landcruiser Pick-up(HZJ75)**

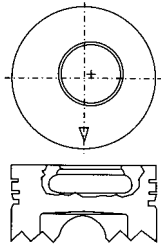
PISTONS KOLBEN			LENGTH LANGE	COMP.DIST KH	PIN BOLZEN	RINGS RINGE
alfin pistons	PN-34130 PN-34131	STD 0,50		80,5	43,5 -1,5	29,0x65,0 2,0(KEY) 2,0 4,0
RING-SET RINGSATZ	RS-34120 RS-34121	STD 0,50		2,0(key)x2,0x4,0		
CYL. LINER ZYL. LAUF.			length	outside diameter	flange diameter	flange depth
	CL-34040		166,5	98,0		
CAM-SHAFT NOCKENWELLE	CS-34000					
FULL-SET MOTORDICHTSATZ	FS-34220		HEAD GASKET NOT INCLUDED			
HEAD-GASKET KOPFDICHTUNG	HG-34282		STEEL 1,20mm			
	HG-34281		STEEL 1,30mm			
	HG-34280		STEEL 1,40mm			
LIFTER STOSSEL	LT-34000					
VALVE-SEAL VENTILSCHAFTD.	VS-34001	(x12)				
VALVES VENTILE	VI-34011	IN	42,5x8x103,6			
	VE-34011	EX	36x8x103,4			

TOYOTA
94,00x100,00
Diesel Turbo

1HDT
4164cc 6cyl.

01/90--01/93
01/90--01/93

Coaster 4200(HDB30)
Landcruiser 4200(HDJ80/R)

PISTONS KOLBEN			LENGTH LANGE		COMP.DIST KH	PIN BOLZEN	RINGS RINGE
alfin pistons	PN-34100 PN-34101	STD 0,50			80,6	49,7 -16,3	33,0x73,0 2,0(KEY) 2,0 4,0
RING-SET RINGSATZ	RS-34120 RS-34121	STD 0,50			2,0(key)x2,0x4,0		
CYL. LINER ZYL. LAUF.			length	outside diameter	flange diameter	flange depth	
	CL-34040		166,5	98,0			
CAM-SHAFT NOCKENWELLE	CS-34000						
FULL-SET MOTORDICHTSATZ	FS-34290		HEAD GASKET NOT INCLUDED				
HEAD-GASKET KOPFDICHTUNG	HG-34282		STEEL 1,20mm				
	HG-34281		STEEL 1,30mm				
	HG-34280		STEEL 1,40mm				
LIFTER STOSSEL	LT-34000						
VALVE-SEAL VENTILSCHAFTD.	VS-34001	(x12)					
VALVES VENTILE	VI-34011	IN	42,5x8x103,6				
	VE-34011	EX	36x8x103,4				

TOYOTA
94,00x100,00
Diesel Turbo

1HDFT
4164cc 6cyl. **24V**

03/95--

Landcruiser 4200TD (HDJ80/R)

CYL. LINER ZYL. LAUF.			length	outside diameter	flange diameter	flange depth	
	CL-34040		166,5	98,0			
FULL-SET MOTORDICHTSATZ	FS-34550		HEAD GASKET NOT INCLUDED				
HEAD-GASKET KOPFDICHTUNG	HG-34552		STEEL 1,20mm				
	HG-34551		STEEL 1,30mm				
	HG-34550		STEEL 1,40mm				
VALVES VENTILE	VI-34020	IN	33x7x127,2				
	VE-34020	EX	30,5x7x126,7				



SPANROLLEN

TENSION ROLLERS

HONDA

MODEL	ENGINE	DATE	REFERENCE	N AUTOWELT
ACCORD 1,6	EZ	1983--85	14510-PH1-003	TR-35008
ACCORD 1,6	A16(SOHC)	1985--89	14510-PH1-003	TR-35008
ACCORD 1,8	ET1	1983--85	14510-PH1-003	TR-35008
ACCORD 1,8	F18A	1990--91	14510-PT0-003	TR-35006
			13404-PT0-003	TR-35010
ACCORD 2,0	F20A/B/Z(SOHC)	1990--94	14510-PT0-003	TR-35006
	Balance shaft		13404-PT0-003	TR-35010
ACCORD 2,0	A20A(SOHC)	1986--89	14510-PH1-003	TR-35008
ACCORD 2,2	F22A/B(SOHC)	1990--94	14510-PT0-003	TR-35006
	Balance shaft		13404-PT0-003	TR-35010
ACCORD 2,2	F22B(SOHC V-TECH)	1990--94	14510-PT0-003	TR-35006
	Balance shaft		13404-PT0-003	TR-35010
ACCORD 2,3	H23A(DOHC)	1993--94	14510-PT0-003	TR-35006
	Balance shaft		13404-PT0-003	TR-35010
BALLADE 1,3	EV	1984--87	14510-PE0-003	TR-35004
BALLADE 1,3	EW	1984--87	14510-PE0-003	TR-35004
CIVIC 1,2	ZA1/2	1984--87	14510-PE0-003	TR-35004
CIVIC 1,3	EV1/2	1983--87	14510-PE0-003	TR-35004
CIVIC 1,3	D13A	1984--87	14510-PE0-003	TR-35004
CIVIC 1,3	D13B(SOHC)	1988--94	14510-PM7-003	TR-35003
CIVIC 1,4	D14A(SOHC)	1988--91	14510-PM7-003	TR-35003
CIVIC 1,4	D14A(SOHC)	1995--01	14510-P2A-004	TR-35001
CIVIC 1,5	B15	1988--90	14510-PM7-003	TR-35003
CIVIC 1,5	D15B(SOHC V-TECH)	1987--96	14510-PM7-003	TR-35003
CIVIC 1,5	EW1/4	1983--87	14510-PE0-003	TR-35004
CIVIC 1,5	D15A	1984--87	14510-PE0-003	TR-35004
CIVIC 1,5	D15Z(SOHC V-TECH)	1992--95	14510-P08-003	TR-35011
CIVIC 1,5	D15Z(SOHC V-TECH)	1995--01	14510-P2A-004	TR-35001
CIVIC 1,6	ZC	1986--	14510-PM7-003	TR-35003
CIVIC 1,6	D16A	1987--95	14510-PM7-003	TR-35003
CIVIC 1,6	D16Z(SOHC V-TECH)	1992--95	14510-P08-003	TR-35011
CIVIC 1,6	D16Z(SOHC V-TECH)	1995--	14510-P2A-004	TR-35001
CIVIC 1,6	B16A/D16A	1992--94	14510-P30-003	TR-35000
CIVIC 1,6	D16Y	1995--01	14510-P2A-004	TR-35001
CONCERTO 1,4	D14A	1989--91	14510-P2A-004	TR-35001
CONCERTO 1,4	D14A	1990--91	14510-PM7-003	TR-35003
CONCERTO 1,5	D15B(SOHC)	1989--93	14510-PM7-003	TR-35003
CONCERTO 1,6	ZC	1988--91	14510-PM7-003	TR-35003
CONCERTO 1,6	D16Z(SOHC)	1990--93	14510-PM7-003	TR-35003
CONCERTO 1,6	D16A(DOHC)	1990--93	14510-PM7-003	TR-35003
CRX 1,5	D15B	1988--90	14510-PM7-003	TR-35003
CRX 1,6	ZC	1987--89	14510-PM7-003	TR-35003
CRX 1,6	D16A	1988--90	14510-PM7-003	TR-35003
CRX 1,6	D16Z	1992--98	14510-PM7-003	TR-35003
HRV 1,6	D16W	1999--	14510-P2A-004	TR-35001
INTEGRA 1,6	ZC	1989--91	14510-PM7-003	TR-35003

HONDA

MODEL	ENGINE	DATE	REFERENCE	N AUTOWELT
LEGEND 2,5	C25	1986--88	14510-PH7-003	TR-35009
LEGEND 2,7	C27 24V	1987--90	14510-PH7-003	TR-35009
LOGO 1,3	D13B	1999--02	14510-P2A-004	TR-35001
PASSPORT 2,6	4ZE1	1993--94	8-94472349-0	TR-30009
PASSPORT 3,2	6VD1	1993--94	8-94472349-0	TR-30009
PRELUDE 1,8	ET	1983--87	14510-PH1-003	TR-35008
PRELUDE 2,0	B20A(SOHC)	1986--87	14510-PH1-003	TR-35008
PRELUDE 2,0	F20A(SOHC)	1992--94	14510-PT0-003	TR-35006
		Balance shaft	13404-PT0-003	TR-35010
PRELUDE 2,3	H23A(SOHC)	1992--94	14510-PT0-003	TR-35006
		Balance shaft	13404-PT0-003	TR-35010

ISUZU

MODEL	ENGINE	DATE	REFERENCE	N AUTOWELT
AMIGO 2,3	4ZD1	1988--90	8-94215197-0	TR-30008
AMIGO 2,6	4ZE1	1988--90	8-94472349-0	TR-30009
FARGO 1,6	4ZA1	1982--85	8-94215197-0	TR-30008
FARGO 1,8	4ZB1	1982--	8-94215197-0	TR-30008
FARGO 2,0	4ZC1	1986--	8-94215197-0	TR-30008
FARGO 2,0D/2,2D	4FC1/4FD1	1982--89	8-94123972-0	TR-30011
			8-94220900-1	TR-30010
FARGO 2,4D	4FG1	1990--	8-94123972-0	TR-30011
			8-94220900-1	TR-30010
IMPULSE 2,0	4ZC1	1985--89	8-94215197-0	TR-30008
IMPULSE 2,3	4ZD1	1985--94	8-94215197-0	TR-30008
PICKUP 1,6	4ZA1	1989--90	8-94215197-0	TR-30008
PICKUP 2,6	4ZE1	1987--94	8-94472349-0	TR-30009
TROOPER 2,0	4ZC1	1986--90	8-94215197-0	TR-30008
TROOPER 2,3	4ZD1	1986--88	8-94215197-0	TR-30008
TROOPER 2,6	4ZE1	1987--92	8-94472349-0	TR-30009
TROOPER 3,2	6VD1	1992--	8-94472349-0	TR-30009
TROOPER 2,8D	4JB1	1987--92	8-94433821-0	TR-30000
			8-94433820-0	TR-30001
TROOPER 3,1TD	4JG2-TC	1992--	8-94433821-0	TR-30000
			8-94433820-0	TR-30001
VAN 1,6	4ZA1	1982--85	8-94215197-0	TR-30008
VAN 1,8	4ZB1	1982--86	8-94215197-0	TR-30008
VAN 2,0	4ZC1	1986--	8-94215197-0	TR-30008
VAN 2,0D	4FC1	1982--89	8-94123972-0	TR-30011
			8-94220900-1	TR-30010
VAN 2,2D	4FD1	1985--87	8-94123972-0	TR-30011
			8-94220900-1	TR-30010
VAN 2,4D	4FG1	1990--	8-94123972-0	TR-30011
			8-94220900-1	TR-30010

MAZDA

MODEL	ENGINE	DATE	REFERENCE	N AUTOWELT
121 1,1	B1	1987--93	B630-12-700C	TR-31001
121 1,3	B3	1987--94	B630-12-700C	TR-31001
323 1,3	B3(SOHC)	1987--94	B630-12-700C	TR-31001
323 1,5	B5(SOHC)	1987--94	B630-12-700C	TR-31001
323 1,6	B6(SOHC)	1985--94	B630-12-700C	TR-31001
323 1,6	B6(DOHC)	1987--	B660-12-700B	TR-31002
			B660-12-730	TR-31003
323 1,8	BP(SOHC)	1989--94	B630-12-700C	TR-31001
323 1,8	BP(DOHC)	1989--94	B660-12-700B	TR-31002
			B660-12-730	TR-31003
626 1,6	F6	1982--	F801-12-700C	TR-31004
626 1,6	F6(SOHC)	1985--86	F805-12-700A	TR-31005
626 1,6	F6(SOHC)	1988--91	FE1H-12-700A	TR-31006
			FE1H-12-730	TR-31007
626 1,8	F8(SOHC)	1987--92	FE1H-12-700A	TR-31006
			FE1H-12-730	TR-31007
626 1,8	F8	1982--	F801-12-700C	TR-31004
626 1,8	F8(DOHC)	1987--89	FE1H-12-700A	TR-31006
626 1,8	FP(DOHC)	1981--94	FP01-12-700	TR-31008
			FS01-12-730A	TR-31009
626 2,0	E2	1982--	F801-12-700C	TR-31004
626 2,0	FE	1982--87	F805-12-700A	TR-31005
626 2,0	FE(SOHC)	1987--94	FE1H-12-700A	TR-31006
			FE1H-12-730	TR-31007
626 2,0	FE(DOHC)	1987--94	FE1H-12-700A	TR-31006
626 2,0	FS(DOHC)	1991--94	FS01-12-700	TR-31010
			FS01-12-730A	TR-31009
626 2,2	F2	1987--94	FE1H-12-700A	TR-31006
			FE1H-12-730	TR-31007
626 2,5	KL(DOHC)	1991--94	KL01-12-750	TR-31011
			KL01-12-730	TR-31012
			KL01-12-740	TR-31013
626 2,0D	RF	1982--87	R201-12-700A	TR-31000
929 2,0	FE	1983--84	F801-12-700C	TR-31004
929 2,0	FE	1987--89	FE1H-12-700A	TR-31006
			FE1H-12-730	TR-31007
929 2,2	F2	1986--89	FE1H-12-700A	TR-31006
			FE1H-12-730	TR-31007
929 3,0	JE(SOHC)	1986--90	JE15-12-750A	TR-31014
			JE15-12-730	TR-31015
			JE15-12-730	TR-31015
929 3,0	JE(DOHC)	1989--90	JE26-12-750	TR-31016
			JE26-12-740	TR-31017
			JE26-12-730A	TR-31018
929 3,0	JE(DOHC)	1991--93	JE26-12-750	TR-31016
			JE48-12-740	TR-31019
			JE48-12-730	TR-31020
B2000 2,0	FE	1985--90	F805-12-700A	TR-31005

MAZDA

MODEL	ENGINE	DATE	REFERENCE	N AUTOWELT
B2200 2,2	F2	1990--93	FE1H-12-700A	TR-31006
			FE1H-12-730	TR-31007
B2200 2,2D	R2	1985--90	R201-12-700A	TR-31000
E2000 2,0	FE	1984--86	F805-12-700A	TR-31005
E2000 2,0	FE	1987--95	FE1H-12-700A	TR-31006
			FE1H-12-730	TR-31007
E2200 2,2D	R2	1984--95	R201-12-700A	TR-31000
MPV 3,0	JE	1993--	JE15-12-750A	TR-31014
			JE15-12-730	TR-31015
			JE15-12-730	TR-31015
MPV 2,5TD	WL	1996--99	WL01-12-700	TR-31021
PROTEGE 1,8	BP(SOHC)	1992--	B630-12-700C	TR-31001
PROTEGE 1,8	BP(DOHC)	1992--	B660-12-700B	TR-31002
			B660-12-730	TR-31003

MITSUBISHI

MODEL	ENGINE	DATE	REFERENCE	N AUTOWELT
CARISMA 1,6	4G92	1995--	MD320174	TR-32008
CARISMA 1,8	4G93	1995--	MD320174	TR-32008
COLT 1,2	4G16	1984--89	MD030605	TR-32020
COLT 1,3	4G13(SOHC)	1991--93	MD146186	TR-32021
COLT 1,3	4G13(SOHC)	1988--90	MD030605	TR-32020
COLT 1,5	4G15	1984--90	MD030605	TR-32020
COLT 1,5	4G15	1990--92	MD008965	TR-32022
COLT 1,6	4G16	1981--83	MD008965	TR-32022
COLT 1,6 TURBO	4G16	1984--86	MD008965	TR-32022
COLT 1,6	4G92(SOHC)	1991--93	MD315265	TR-32023
COLT 1,6	4G92	1996--	MD320174	TR-32008
COLT 1,6 16V	4G61	1988--90	MD129355	TR-32024
COLT 1,8	4G67(DOHC)	1989--92	MD129335	TR-32010
			MD156604	TR-32025
		Balance shaft	MD115976	TR-32026
COLT 1,8	4G93(DOHC)	1991--93	MD169592	TR-32027
			MD156604	TR-32025
COLT 1,8i 16V	4G67	1990--92	MD129355	TR-32024
COLT 1,8D	4D65	1984--92	MD064641	TR-32028
			MD012587	TR-32003
		Balance shaft	MD040754	TR-32030
ECLIPSE 2,0	4G63(DOHC)	1989--94	MD129335	TR-32010
			MD156604	TR-32025
		Balance shaft	MD115976	TR-32026
ECLIPSE 2,0i 16V	4G633(DOHC)	1991--95	MD129355	TR-32024
GALANT 1,8	4G32	1983--86	MD008965	TR-32022
GALANT 1,8	4G32	1986--92	MD109958	TR-32200
GALANT 1,8	4G37	1987--92	MD109958	TR-32200
GALANT 1,8	4G93(SOHC)	1992--93	MD315265	TR-32023
GALANT 2,0	4G63	1981--88	MD129033	TR-32031
		Balance shaft	MD128765	TR-32032
GALANT 2,0	4G63(DOHC)	1989--92	MD129335	TR-32010
			MD156604	TR-32025
GALANT 2,5	6G72	1992--	MD140071	TR-32007
		Balance shaft	MD115976	TR-32026
GALANT 1,8D	4D65	1984--92	MD064641	TR-32028
			MD012587	TR-32003
		Balance shaft	MD040754	TR-32030
GALANT 2,0TD	4D68T	1992--93	MD174352	TR-32005
			MD012587	TR-32003
		Balance shaft	MD115976	TR-32026
L200 2,0	4G63	1981--87	MD129033	TR-32031
		Balance shaft	MD040754	TR-32030
L200 2,0	4G63	1987--91	MD129033	TR-32031
		Balance shaft	MD128765	TR-32032
L200 2,4	4G64(SOHC)	1993--95	MD129033	TR-32031
		Balance shaft	MD115976	TR-32026
L200 2,3D	4D55	1982--86	MD050135	TR-32001
		Balance shaft	MD050125	TR-32000
L200 2,5D	4D56	1986--95	MD050135	TR-32001
		Balance shaft	MD050125	TR-32000

MITSUBISHI

MODEL	ENGINE	DATE	REFERENCE	N AUTOWELT
L300 1,8	4G62	1983--	MD129033	TR-32031
		Balance shaft	MD040754	TR-32030
L300 2,0	4G63(SOHC)	1986--87	MD129033	TR-32031
		Balance shaft	MD040754	TR-32030
L300 2,0	4G63(SOHC)	1987--92	MD129033	TR-32031
		Balance shaft	MD128765	TR-32032
L300 2,0	4G63(SOHC)	1992--95	MD129033	TR-32031
		Balance shaft	MD115976	TR-32026
L300 2,0	4G63(SOHC)	1994--96	MD182537	TR-32009
			MD156604	TR-32025
		Balance shaft	MD115976	TR-32026
L300 2,4	4G64(SOHC)	1986--87	MD129033	TR-32031
		Balance shaft	MD040754	TR-32030
L300 2,4	4G64(SOHC)	1987--92	MD129033	TR-32031
		Balance shaft	MD128765	TR-32032
L300 2,4	4G64(SOHC)	1992--95	MD129033	TR-32031
		Balance shaft	MD115976	TR-32026
L300 2,3D	4D55	1982--86	MD050135	TR-32001
		Balance shaft	MD050125	TR-32000
L300 2,5TD	4D56T	1986--96	MD050135	TR-32001
		Balance shaft	MD050125	TR-32000
LANCER 1,2	4G16	1984--90	MD030605	TR-32020
LANCER 1,3	4G13	1985--90	MD030605	TR-32020
LANCER 1,3	4G13	1990--93	MD146186	TR-32021
LANCER 1,5	4G15	1984--90	MD030605	TR-32020
LANCER 1,5	4G15	1990--93	MD146186	TR-32021
LANCER 1,6	4G32	1980--82	MD008965	TR-32022
LANCER 1,6	4G92(SOHC)	1991--93	MD315265	TR-32023
LANCER 1,6	4G92	1995--	MD320174	TR-32008
LANCER 1,8	4G37(SOHC)	1987--92	MD109958	TR-32200
LANCER 1,8	4G68(DOHC)	1989--92	MD129335	TR-32010
			MD156604	TR-32025
		Balance shaft	MD115976	TR-32026
LANCER 1,8	4G93(DOHC)	1991--93	MD169592	TR-32027
			MD156604	TR-32025
LANCER 1,8i 16V	4G67	1989--92	MD129355	TR-32024
LANCER 1,8D	4D65	1984--88	MD064641	TR-32028
			MD012587	TR-32003
		Balance shaft	MD040754	TR-32030
LANCER 2,0D	4D68	1992--93	MD174352	TR-32005
			MD012587	TR-32003
		Balance shaft	MD115976	TR-32026
PAJERO 3,0	6G72	1988--94	MD104578	TR-32006
PAJERO 3,0 24V	6G72	1994-00	MD140071	TR-32007
PAJERO 3,5 24V	6G74	1994--00	MD140071	TR-32007
PAJERO 2,3TD	4D55T	1983--86	MD050135	TR-32001
		Balance shaft	MD050125	TR-32000
PAJERO 2,5TD	4D56T	1986-00	MD050135	TR-32001
		Balance shaft	MD050125	TR-32000
SIGMA 3,0 24V	6G72	1990--96	MD140071	TR-32007

MITSUBISHI

MODEL	ENGINE	DATE	REFERENCE	N AUTOWELT
SPACE WAGON 1,8	4G37	1987--90	MD109958	TR-32200
SPACE WAGON 1,8	4G93(SOHC)	1991--96	MD175375	TR-32033
SPACE WAGON 2,0	4G63	1985--87	MD129033	TR-32031
		Balance shaft	MD040754	TR-32030
SPACE WAGON 2,0	4G63	1987--90	MD129033	TR-32031
		Balance shaft	MD128765	TR-32032
SPACE WAGON 2,0	4G63(SOHC)	1992--96	MD182537	TR-32009
			MD156604	TR-32025
		Balance shaft	MD115976	TR-32026
SPACE WAGON 2,4	4G64(SOHC)	1992--93	MD182537	TR-32009
			MD156604	TR-32025
		Balance shaft	MD115976	TR-32026
SPACE WAGON 1,8TD	4D65T	1985--92	MD064641	TR-32028
			MD012587	TR-32003
		Balance shaft	MD040754	TR-32030
SPACE WAGON 2,0TD	4D68T	1992--93	MD174352	TR-32005
			MD012587	TR-32003
		Balance shaft	MD115976	TR-32026

NISSAN

MODEL	ENGINE	DATE	REFERENCE	N AUTOWELT
ALMERA 2,0D	CD20	1995--00	13070-57J01	TR-33010
			13077-54A00	TR-33011
		Fuel pump	13070-01M00	TR-33012
BLUEBIRD 1,6	CA16S	1983--90	13070-D0100	TR-33013
BLUEBIRD 1,8	CA18ET/N/S/T	1983--94	13070-D0100	TR-33013
BLUEBIRD 2,0	CA20E/S	1983--90	13070-D0100	TR-33013
BLUEBIRD 2,0D	LD20	1983--90	13070-05E00	TR-33002
			13074-05E00	TR-33003
CHERRY 1,0	E10S	1982--86	13070-16A10	TR-33014
CHERRY 1,3	E13S	1982--86	13070-16A10	TR-33014
CHERRY 1,5	E15S/T	1981--86	13070-16A10	TR-33014
CHERRY 1,6	E16S	1985--86	13070-16A10	TR-33014
CHERRY 1,7D	CD17	1982--86	13070-16A01	TR-33015
			13074-16A01	TR-33016
CHERRY 2,0D	LD20	1986--90	13070-05E00	TR-33002
			13074-05E00	TR-33003
LAUREL 1,5	E15E/S/T	1982--86	13070-16A10	TR-33014
LAUREL 1,8	CA18	1982--88	13070-16A10	TR-33014
LAUREL 2,0	RB20/RB24	1984--90	13070-42L00	TR-33017
LAUREL 2,8D	RD28	1986--88	13070-V7201	TR-33018
			13077-V7200	TR-33008
MAXIMA 3,0	VG30	1984--94	13070-42L00	TR-33017
PATHFINDER 3,0	VG30	1986--94	13070-42L00	TR-33017
PATROL 3,0	RB30S	1988--91	13070-42L00	TR-33017
PATROL 2,8TD	RD28T	1988--	13070-V7201	TR-33018
			13077-V7200	TR-33008
PRAIRIE 1,5	E15S	1982--88	13070-16A10	TR-33014
PRAIRIE 1,8	CA18S	1983--88	13070-16A10	TR-33014
PRAIRIE 2,0	CA20E/S	1986--92	13070-D0100	TR-33013
PRAIRIE 2,0D	CD20	1990--95	13070-57J01	TR-33010
		Fuel pump	13070-01M00	TR-33012
PRIMERA 2,0D	CD20	1990--96	13070-57J01	TR-33010
			13077-54A00	TR-33011
		Fuel pump	13070-01M00	TR-33012
SERENA 2,0D	LD20	1992--94	13070-05E00	TR-33002
			13074-05E00	TR-33003
SERENA 2,3D	LD23	1995--	13070-05E00	TR-33002
			13074-05E00	TR-33003

NISSAN

MODEL	ENGINE	DATE	REFERENCE	N AUTOWELT
SUNNY 1,0	E10/S	1982--92	13070-16A10	TR-33014
SUNNY 1,3	E13/S	1982--88	13070-16A10	TR-33014
SUNNY 1,5	E15S	1982--88	13070-16A10	TR-33014
SUNNY 1,6	E16/S	1985--89	13070-16A10	TR-33014
SUNNY 1,6	CA16DE	1986--89	13070-16A10	TR-33014
			13077-35F00	TR-33019
SUNNY 1,6	CA16D(DOHC)	1987--88	13070-D4200	TR-33020
			13077-35F00	TR-33019
SUNNY 1,8	CA18D(DOHC)	1988--90	13070-D4200	TR-33020
			13077-35F00	TR-33019
SUNNY 1,7D	CD17	1982--86	13070-16A01	TR-33015
			13074-16A01	TR-33016
SUNNY 1,7D	CD17	1986--92	13070-16A01	TR-33015
			13077-54A00	TR-33011
		Fuel pump	13070-01M00	TR-33012
SUNNY 2,0D	CD20	1990--94	13070-57J01	TR-33010
			13077-54A00	TR-33011
		Fuel pump	13070-01M00	TR-33012
TERRANO 3,0	VG30	1986--95	13070-42L00	TR-33017
VANETTE 2,0D	LD20	1986--	13070-05E00	TR-33002
			13074-05E00	TR-33003
VANETTE 2,3D	LD23	1995--	13070-05E00	TR-33002
			13074-05E00	TR-33003

TOYOTA




































MODEL	ENGINE	DATE	REFERENCE	N AUTOWELT
AVENSIS 1,6	4AFE	1997--	13505-15050	TR-34025
AVENSIS 1,8	7AFE	1997--	13505-15050	TR-34025
AVENSIS 2,0	3SFE	1997--	13505-74011	TR-34007
			13503-63011	TR-34008
AVENSIS 2,0TD	2CT	1997--	13505-64011	TR-34004
			13503-64020	TR-34005
4 RUNNER 3,0	3VZE	1990--95	13505-62060	TR-34016
			13503-62030	TR-34017
4 RUNNER 2,4D	2L	1983--88	13505-54010	TR-34010
			13503-54020	TR-34009
4 RUNNER 2,4TD	2LTII	1989--92	13505-54021	TR-34011
			13503-54030	TR-34019
CAMRY 1,8	1SL	1982--88	13505-63021	TR-34030
			13503-63011	TR-34008
CAMRY 2,0	2SEL/2SELC	1983--86	13505-63021	TR-34030
			13503-63011	TR-34008
CAMRY 2,0	3SFE	1988--94	13505-74011	TR-34007
			13503-63011	TR-34008
CAMRY 2,0	2VZFE	1988--91	13505-62060	TR-34016
			13503-62030	TR-34017
CAMRY 2,2	5SFE	1991--01	13505-74011	TR-34007
			13503-63011	TR-34008
CAMRY 2,5	2VZFE	1988--91	13505-62060	TR-34016
			13503-62030	TR-34017
CAMRY 3,0	3VZFE	1991--94	13505-62060	TR-34016
			13503-62030	TR-34017
CAMRY 1,8TD	1CT	1983--86	13505-64011	TR-34004
			13503-64020	TR-34005
CAMRY 2,0TD	2CT	1983--91	13505-64011	TR-34004
			13503-64020	TR-34005
CARINA 1,5	3AU/3ALU	1981--88	13505-15041	TR-34002
CARINA 1,6	4AGEU/4AGELU	1983--88	13505-16020	TR-34003
CARINA II 1,6	4AL/4ALC	1983--87	13505-15041	TR-34002
CARINA II 1,6	4AF/4AFE	1987--92	13505-15041	TR-34002
CARINA E 1,6	4AFE	1992--95	13505-15050	TR-34025
CARINA 1,8	1SU	1981--88	13505-63021	TR-34030
CARINA II 1,8	1SL	1983--87	13505-63021	TR-34030
			13503-63011	TR-34008
CARINA E 1,8	7AFE	1994--95	13505-15050	TR-34025
CARINA II 2,0	2SEL	1985--87	13505-63021	TR-34030
			13503-63011	TR-34008
CARINA II 2,0	3SFE	1987--92	13505-74011	TR-34007
CARINA E 2,0	3SFE	1992--	13505-74011	TR-34007
			13503-63011	TR-34008
CARINA 1,8D	1C	1982--83	13505-64011	TR-34004
			13503-64020	TR-34005
CARINA II 2,0D	2C	1983--92	13505-64011	TR-34004
			13503-64020	TR-34005
CARINA E 2,0D/TD	2C/T	1992--	13505-64011	TR-34004
			13503-64020	TR-34005




































TOYOTA

















MODEL	ENGINE	DATE	REFERENCE	N AUTOWELT
CELICA 1,6	4AGE(DOHC)	1983--85	13505-16020	TR-34003
CELICA 1,6	4AL	1986--90	13505-15041	TR-34002
CELICA 1,6	4AGEL	1985--86	13505-16020	TR-34003
CELICA 1,6	4AFE	1989--93	13505-15041	TR-34002
CELICA 1,8	7AFE	1993--94	13505-15050	TR-34025
CELICA 2,0	2SC/2SELC	1983--86	13505-63021	TR-34030
			13503-63011	TR-34008
CELICA 2,0	3SFE	1986--94	13505-74011	TR-34007
			13503-63011	TR-34008
CELICA 2,2	5SFE	1989--94	13505-74011	TR-34007
			13503-63011	TR-34008
COROLLA 1,3	2AL	1982--88	13505-15041	TR-34002
COROLLA 1,3	2E	1984--95	13505-11011	TR-34000
			13503-10011	TR-34001
COROLLA 1,3	4EFE	1992--95	13505-11040	TR-34031
			13503-11040	TR-34032
COROLLA 1,4	4EF	1992--	13505-11040	TR-34031
			13503-11040	TR-34032
COROLLA 1,5	3AL	1982--88	13505-15041	TR-34002
COROLLA 1,5	5AFE	1995--	13505-15050	TR-34025
COROLLA 1,6	4AC	1982--88	13505-15041	TR-34002
COROLLA 1,6	4AL/4ALC/4A/4AC	1983--88	13505-15041	TR-34002
COROLLA 1,6	4AGE	1983--91	13505-16020	TR-34003
COROLLA 1,6	4AF/4AFE	1987--92	13505-15041	TR-34002
COROLLA 1,6	4AFE	1992--	13505-15050	TR-34025
COROLLA 1,8	7AFE	1992--93	13505-15050	TR-34025
COROLLA 1,8D	1C	1982--93	13505-64011	TR-34004
			13503-64020	TR-34005
COROLLA 2,0D	2C	1992--	13505-64011	TR-34004
			13503-64020	TR-34005
HIACE 2,2D	L	1979--85	13503-54020	TR-34009
			13505-54010	TR-34010
HIACE 2,4D	2L	1984--89	13503-54020	TR-34009
			13505-54010	TR-34010
HIACE 2,4TD	2LII	1989--93	13505-54021	TR-34011
			13503-54030	TR-34019
HIACE 2,8D	3L	1989--	13505-54021	TR-34011
			13503-54030	TR-34019
LAND CRUISER 2,4TD	2LT	1988--90	13503-54020	TR-34009
			13505-54010	TR-34010
LAND CRUISER 2,4TD	2LTII	1990--95	13505-54021	TR-34011
			13503-54030	TR-34019
LITEACE 1,8D	1C	1982--89	13505-64011	TR-34004
			13503-64020	TR-34005
LITEACE 2,0D	2C	1985--88	13505-64011	TR-34004
		1986--	13503-64020	TR-34005
LITEACE 2,0TD	2CT	1985--88	13505-64011	TR-34004
		1986--	13503-64020	TR-34005

TOYOTA

MODEL	ENGINE	DATE	REFERENCE	N AUTOWELT
PICNIC 2,0	3SFE	1996--	13505-74011	TR-34007
			13503-63011	TR-34008
PICNIC 2,2TD	3CT	1997--	13505-64011	TR-34004
			13503-64020	TR-34005
RAV 4 2,0	3SFE	1994--	13505-74011	TR-34007
			13503-63011	TR-34008

				
TR-30000	TR-30001	TR-30008	TR-30009	TR-30010
				
TR-30011	TR-31000	TR-31001	TR-31002	TR-31003
				
TR-31004	TR-31005	TR-31006	TR-31007	TR-31008
				
TR-31009	TR-31011	TR-31012	TR-31013	TR-31014
				
TR-31015	TR-31021	TR-32000	TR-32001	TR-32003
				
TR-32005	TR-32006	TR-32007	TR-32008	TR-32009
				
TR-32010	TR-32020	TR-32021	TR-32022	TR-32023

				
TR-32024	TR-32025	TR-32026	TR-32027	TR-32028
				
TR-32030	TR-32031	TR-32032	TR-32033	TR-32200
				
TR-33002	TR-33003	TR-33008	TR-33010	TR-33011
				
TR-33012	TR-33013	TR-33014	TR-33015	TR-33016
				
TR-33017	TR-33018	TR-33019	TR-33020	TR-34000
				
TR-34001	TR-34002	TR-34003	TR-34004	TR-34005
				
TR-34007	TR-34008	TR-34009	TR-34010	TR-34011

				
TR-34016	TR-34017	TR-34019	TR-34025	TR-34030
				
TR-34031	TR-34032	TR-35000	TR-35001	TR-35003
				
TR-35004	TR-35006	TR-35008	TR-35009	TR-35010
				
TR-35011				



WASSERPUMPEN

WATER PUMPS

HONDA

MODELS	ENGINE	DATE	INFO	N AUTOWELT
ACCORD 1,6	A16A	1985--90		WP-35000
ACCORD 1,8	F18	1995--		WP-35001
ACCORD 2,0	A20A	1985--90		WP-35000
ACCORD 2,0	F20A2/4/7	1991--93		WP-35001
ACCORD 2,0	F20Z1	1993--		WP-35001
ACCORD 2,2	F22A3/6/7/8	1991--		WP-35001
ACCORD 2,3	H23A3	1993--		WP-35002
CIVIC 1,2	ZA2/AZ2	1984--85		WP-35003
CIVIC 1,2	ZA1	1985--87		WP-35003
CIVIC 1,3	EV2	1984--87		WP-35003
CIVIC 1,4	D14A7	1997--		WP-35006
CIVIC 1,5	EW2/3/4	1984--87		WP-35003
CIVIC 1,5	D15B2	1988--91		WP-35004
CIVIC 1,5	D15Z8	1997--		WP-35006
CIVIC 1,5 V-TEC	D15Z6	1997--		WP-35005
CIVIC 1,6	D16A	1988--91		WP-35004
CIVIC 1,6	D16B2	1997--		WP-35006
CIVIC 1,6	B16A2	1991--01		WP-35009
CIVIC 1,6	D16Y6	1995--01		WP-35009
CONCERTO 1,4	D14A1	1990--		WP-35004
CONCERTO 1,5	D15B2	1990--		WP-35004
CONCERTO 1,6	D16Z1	1990--		WP-35004
CRV 2,0	B20B	1995--99		WP-35007
HR-V 1,6	D16W1	1995--		WP-35001
LEGEND 2,5	C25	1986--90		WP-35008
LEGEND 2,7	C27	1986--90		WP-35008
LOGO 1,3	D13B7	1999--02		WP-35001
PASSPORT 3,2	6VD1	1994--97		WP-35001
PRELUDE 2,0	F20A4	1992--		WP-35001
PRELUDE 2,3	H23A2	1992--		WP-35002

ISUZU

MODELS	ENGINE	DATE	INFO	N AUTOWELT
MIDI 2,0	4ZC1	1988--		WP-30005
RODEO 3,2	6VD1	1992--		WP-30010
RODEO 3,1TD	4JG2T	1991--		WP-30001
TROOPER 2,3	4ZD1	1985--		WP-30002
TROOPER 2,6	4ZE1	1987--91		WP-30003
TROOPER 2,0D	4FC1	1984--		WP-30004
TROOPER 2,2D	4FD1	1984--		WP-30004
TROOPER 2,5D	4JA1	1984--		WP-30001
TROOPER 2,8TD	4JB1T	1988--		WP-30001
RODEO 3,2	6VD1	1992--		WP-30010
RODEO 3,1TD	4JG2T	1991--		WP-30001

MAZDA

MODELS	ENGINE	DATE	INFO	N AUTOWELT
121 1,1	B1	1988--91		WP-31001
121 1,3	B3	1988--91		WP-31001
323 1,1	E1	1980--89		WP-31005
323 1,3	E3	1980--89		WP-31005
323 1,5	E5	1980--89		WP-31005
323 1,6	B6	1989--		WP-35001
323 1,6 16V	B6	1989--		WP-31006
323 1,8 16V	BP(DOHC)	1989--		WP-31006
323 1,8 16V	BP(SOHC)	1989--		WP-31001
626 1,8	F8	1987--92		WP-31003
626 2,0	FE	1987--90		WP-31003
626 2,0 16V	FE	1987--92		WP-31000
626 2,0	FS	1991--97		WP-31002
626 2,2	F2	1987--92		WP-31003
626 2,0D	RF	1983--87		WP-31000
929 2,0	FE	1987--88		WP-31003
929 2,2	F2	1987--89		WP-31003
929 3,0	JE	1988--89		WP-31003
MX-5 1,6	B6(DOHC)	1989--		WP-31006
MX-6 2,0	FS	1992--		WP-31002
E2000 2,0	FE	1988--		WP-31003
E2000 2,2D	R2	1984--		WP-31000

MITSUBISHI

MODELS	ENGINE	DATE	INFO	N AUTOWELT
CARISMA 1,6	4G92	1995--		WP-32003
CARISMA 1,8	4G93	1995--		WP-32003
COLT 1,2	4G11	1978--84		WP-32015
COLT 1,2	4G16	1984--86		WP-32015
COLT 1,3	4G13	1983--		WP-32015
COLT 1,4	4G12	1980--82		WP-32015
COLT 1,4 Turbo	4G12T	1982--84		WP-32015
COLT 1,5	4G15	1984--		WP-32015
COLT 1,6 Turbo	4G32T	1984--88		WP-32018
COLT 1,6	4G92	1992--		WP-32003
COLT 1,8	4G67	1990--92		WP-32016
ECLIPSE 2,0 16V	4G63	1991--95		WP-32016
GALANT 1,6	4G32	1984--87		WP-32018
GALANT 1,8	4G37	1987--92		WP-32018
GALANT 1,8	4G93	1994--		WP-32003
GALANT 2,0	4G52	1976--80		WP-32008
GALANT 2,0	4G63	1981--84		WP-32017
GALANT 2,0 Turbo	4G63T	1981--84		WP-32017
GALANT 2,0 Turbo	4G63T	1984--		WP-32013
GALANT 2,0	4G63	1984--87		WP-32013
GALANT 2,0	G63B	1986--		WP-32013
GALANT 2,0	4G63	1987--92		WP-32019
GALANT 2,0	4G63	1988--92		WP-32016
GALANT 2,0	4G63	1992--		WP-32020
GALANT 2,4	G64B	1985--		WP-32013
GALANT 2,3TD	4D55T	1980--84		WP-67312
LANCER 1,2	4G11	1983--		WP-32015
LANCER 1,2	4G16	1983--		WP-32015
LANCER 1,3	4G13	1983--		WP-32015
LANCER 1,4	4G12	1983--		WP-32015
LANCER 1,5	4G15	1983--		WP-32015
LANCER 1,5	4G15B	1983--		WP-32015
LANCER 1,6	4G92	1995--		WP-32003
LANCER 1,8	4G67	1989--92		WP-32016
PAJERO PININ 1,8	4G93	1999--		WP-32003
PAJERO 2,6	4G54	1983--		WP-32008
PAJERO 3,0	6G72	1990--		WP-32010
PAJERO 2,3TD	4D55T	1983--		WP-32006
PAJERO 2,5TD	4D56T	1983--		WP-32006
PAJERO 2,5TD	4D56T	1991--		WP-32007
SIGMA 3,0	6G72	1990--		WP-32010
SPACE RUNNER 1,8	4G93	1996--99		WP-32003
SPACEWAGON 2,0	4G63	1983--		WP-32013
SPACEWAGON 2,0	4G63	1986--91		WP-32021

NISSAN































MODELS	ENGINE	DATE	INFO	N AUTOWELT
ALMERA 1,4	GA14	1995--		WP-33000
ALMERA 1,6	GA16	1995--		WP-33000
ALMERA 2,0	SR20DE	1996--		WP-33015
ALMERA 2,0D	CD20	1996--		WP-33007
BLUEBIRD 1,6	CA16S	1986--		WP-33004
BLUEBIRD 1,8	CA18T	1986--		WP-33004
BLUEBIRD 1,8	CA18N	1986--		WP-33004
BLUEBIRD 1,8 Turbo	CA18D	1988--		WP-33004
BLUEBIRD 2,0	Z20E	1982--		WP-33008
BLUEBIRD 2,0	CA20S	1986--		WP-33004
BLUEBIRD 2,0	CA20E	1986--		WP-33004
BLUEBIRD 2,0D	LD20II	1984--90		WP-33006
MAXIMA 2,0	VQ20	1995--		WP-33016
MAXIMA 3,0	VQ30E	1988--94		WP-33011
MAXIMA 3,0	VQ30	1995--		WP-33016
PRAIRIE 1,5	E15S(SOHC)	1982--88		WP-33002
PRAIRIE 1,8	CA18S(SOHC)	1986--88		WP-33004
PRAIRIE 2,0	CA20S(SOHC)	1986--92		WP-33004
PRAIRIE 2,0	CA20E(SOHC)	1986--		WP-33004
PRIMERA 1,6	GA16DE/DS	1990--		WP-33000
PRIMERA 2,0	SR20DE/DI	1990--		WP-33015
PRIMERA 2,0D/DT	CD20/T	1990--		WP-33007
SERENA 1,6	GA16DE	1992--		WP-33000
SERENA 2,0	SR20DE	1992--		WP-33015
SERENA 2,0D	LD20II	1992--94		WP-33017
SUNNY 1,0	E10S	1986--90		WP-33002
SUNNY 1,3	E13/S	1982--88		WP-33002
SUNNY 1,4	GA14S	1988-90		WP-33001
SUNNY 1,4	GA14DS	1990--		WP-33000
SUNNY 1,4	GA14DE	1992--		WP-33000
SUNNY 1,5	E15/S	1982--88		WP-33002
SUNNY 1,6	E16I/S	1986--89		WP-33002
SUNNY 1,6	CA16D(DOHC)	1987--88		WP-33004
SUNNY 1,6	GA16I/S	1988--90		WP-33001
SUNNY 1,6	GA16DS	1990--		WP-33000
SUNNY 1,6	GA16DE	1992--		WP-33000
SUNNY 1,8	CA18D(DOHC)	1988--90		WP-33004
SUNNY 2,0	SR20DE	1990--		WP-33015
TERRANO 2,4	Z24I	1986--		WP-33008
TERRANO 2,4	KA24E	1993--96		WP-33019
TERRANO 2,4	KA24E	1996--		WP-33009
TERRANO 3,0	VG30	1988--		WP-33018
TERRANO 2,7TD	TD27T	1993--		WP-33013
VANETTE 2,0D	LD20II	1992--94		WP-33017




























TOYOTA

MODELS	ENGINE	DATE	INFO	N AUTOWELT
AVENSIS 1,6	4AFE	1997--		WP-34002
AVENSIS 2,0TD	2CT	1997--		WP-34015
CAMRY 1,8	1SL	1982--86		WP-34016
CAMRY 1,8	1SE	1986--		WP-34016
CAMRY 2,0	2SEL	1982--86		WP-34016
CAMRY 2,0	3SGE	1984--		WP-34017
CAMRY 2,0	3SFE	1986--		WP-34006
CAMRY 2,2	5SFE	1992--		WP-34006
CAMRY 2,5	2VZ-FE	1988--91		WP-34013
CAMRY 3,0	3VZ-FE	1991--96		WP-34013
CAMRY 1,8TD	1CT	1983--86		WP-34004
CAMRY 2,0TD	2CT	1985--		WP-34004
CARINA 1,8D	1C	1982--83		WP-34004
CARINA II 1,6	4AL/4ALC	1983--		WP-34018
CARINA II 1,6	4AF	1987--		WP-34018
CARINA II 1,8	1SEL	1985--		WP-34016
CARINA II 2,0	3SFE	1987--		WP-34006
CARINA II 2,0D/TD	2C/2CT	1984--		WP-34004
CARINA E 1,6	4AFE	1992--97		WP-34002
CARINA E 1,8	7AFE	1995--97		WP-34019
CARINA E 2,0	3SFE	1992--97		WP-34006
CARINA E 2,0D	2C	1994--97		WP-34015
CARINA E 2,0TD	2CT	1997--		WP-34015
CELICA 1,6	4A-L	1985--		WP-34018
CELICA 1,8	7AFE	1996--		WP-34019
CELICA 2,0	3SGEL	1985--87		WP-34017
CELICA 2,0 Turbo	3SGTE	1987--		WP-34017
COROLLA 1,3	2A	1983--87		WP-34018
COROLLA 1,3	2E	1985--		WP-34000
COROLLA 1,6	4AL	1983--87		WP-34018
COROLLA 1,6	4AF/4AFE	1987--		WP-34001
COROLLA 1,6	4AFE	1995--		WP-34002
COROLLA 1,8	7AFE	1997--		WP-34019
COROLLA 1,8D	1C	1982--		WP-34004
COROLLA 2,0D	2C	1997--		WP-34015
DYNA 2,4D	2L	1985--89		WP-34008
DYNA 2,4D	2LII	1989--		WP-34009
DYNA 2,8D	3L	1989--		WP-34009
HIACE 2,0	1RZ	1990--95		WP-34020
HIACE 2,4	2RZ-FE	1989--98		WP-34020
HIACE 2,2D	L	1982--85		WP-34008
HIACE 2,4D	2L	1985--89		WP-34008
HIACE 2,4D	2LII	1989--		WP-34009

TOYOTA

MODELS	ENGINE	DATE	INFO	N AUTOWELT
HILUX 2,4D	2L	1984--89		WP-34008
HILUX 2,4D	2LII	1989--		WP-34009
LANDCRUISER 2,4D	2L	1984--90		WP-34008
LANDCRUISER 2,4TD	2LT	1984--90		WP-34008
LANDCRUISER 2,4D	2LII	1990--96		WP-34009
LANDCRUISER 2,4TD	2LTII	1990--96		WP-34009
LITE-ACE 2,0D	2C	1985--		WP-34004
LITE-ACE 2,0D	2C	1992--		WP-34015
PICNIC 2,0	3SFE	1996--		WP-34006
PREVIA 2,4	2TZ-FE	1990--00		WP-34020
RAV 4 2,0	3SFE	1994--00		WP-34006

				
WP-30001	WP-30002	WP-30003	WP-30004	WP-30005
				
WP-30010	WP-31000	WP-31001	WP-31002	WP-31003
				
WP-31005	WP-31006	WP-32003	WP-32006	WP-32007
				
WP-32008	WP-32013	WP-32015	WP-32016	WP-32017
				
WP-32018	WP-32019	WP-32020	WP-32021	WP-33000
				
WP-33001	WP-33002	WP-33004	WP-33006	WP-33007
				
WP-33008	WP-33009	WP-33011	WP-33015	WP-33016

				
WP-33017	WP-33018	WP-33019	WP-34000	WP-34001
				
WP-34002	WP-34004	WP-34006	WP-34008	WP-34009
				
WP-34013	WP-34015	WP-34016	WP-34017	WP-34018
				
WP-34019	WP-34020	WP-35000	WP-35001	WP-35002
				
WP-35003	WP-35004	WP-35005	WP-35006	WP-35007
				
WP-35008	WP-35009			

